Foreign Policy by Canadians 2026

A NATIONAL DELIBERATIVE POLL ON CANADA'S ROLE IN THE WORLD

GLOBAL CANADA · STANFORD DELIBERATIVE DEMOCRACY LAB · SEPTEMBER 2026

GLOBAL CANADA

Stanford Deliberative Democracy Lab
Center on Democracy, Development and the Rule of Law

What Canadians Think When They Think Together

Foreign Policy by Canadians 2026
A National Deliberative Poll on Canada's Role in the World
Global Canada · Stanford Deliberative Democracy Lab · September 2026
September 2026 v 1.1

Cover © DD Images / Adobe Stock

GLOBAL CANADA

Stanford Deliberative Democracy Lab
Center on Democracy, Development and the Rule of Law

Table of Contents

INTRODUCTION **4**

POLICY REFLECTIONS **6**

SELECTION OF KEY RESULTS **10**

DELIBERATIONS **17**

- RESULTS 18
  - Canadian Democracy 18
  - Prosperity 20
  - Security 24
  - Global Cooperation 27
  - Development Assistance 30
- COMPARISONS 32
  - Comparison of Participant and Control Groups 32
  - Comparison of Knowledge Gains 33
  - Comparison of 2021 and 2026 Results 34
- EVALUATION 35
- CONCLUSION 36

ANNEX **38**

- ACKNOWLEDGEMENTS 38
- PROCESS DESIGN 40
- DETAILED RESULTS 43

Introduction

Canada is dealing with a world that is more unstable and dangerous than at any time since the Second World War. The Canadian government is being forced to reconsider strongly held views and long-standing relationships. It is having to move quickly in response.

However, the government should not and need not proceed without having a full understanding of Canadians' views on critical international issues. This report – detailing the considered opinions of a representative snapshot of Canadians – comes at a critical time in Canada's history.

The findings of this Deliberative Poll provide a unique perspective on Canadians' views of our relationship with the world and their advice to policymakers on what should come next.

WHAT IS DELIBERATIVE POLLING?

Deliberative Polling is an enhanced surveying exercise that gathers a representative sample of the population to learn about and then deliberate on important issues. By surveying participants before and after their deliberations, the process mirrors what the larger population might think if they had the opportunity to become more informed and had real time to engage with the issues in a serious way. Details about the method are included in the annex.

The methodology has a global track record. Stanford University's Deliberative Democracy Lab, the world's leading expert, has conducted Deliberative Polling more than 150 times in more than 50 countries and jurisdictions.

WHY A DELIBERATIVE POLL OF FOREIGN POLICY IN CANADA?

In 2021, the first *Foreign Policy by Canadians* Deliberative Poll was launched by the Canadian International Council (CIC), the Canadian Partnership for Women and Children's Health (CanWaCH) and Global Canada in partnership with Stanford's Deliberative Democracy Lab. The initiative demonstrated that Canadians were highly interested in foreign policy and were ready for meaningful engagement on some of the most significant issues facing Canada in the world.

What is Global Canada?

Global Canada is a non-governmental organization committed to enhancing Canada's positive global impact. It does that work by curating a community of Global Canadians; crafting up-to-date understandings of, narratives on, and strategies for Canada's global engagement; and working with other stakeholders to advance issues where Canada can have a global impact.

Five years later, the time came to see what had changed – or remained constant – in Canadians' views.

WHO WAS INVOLVED?

In 2026, Global Canada invited Stanford to partner on the next iteration, building on its 2021 role, its track record, and its access to data from other countries. The Leger Opinion panel, owned by Leger, a prominent Canadian firm selected through a competitive bidding process, was used to recruit respondents for the pre- and post-deliberation surveys.

The rigour and relevance of the process were significantly enhanced by our Champions Group, comprised of former Ministers, Deputy Ministers and sitting Senators and co-chaired by Anne McLellan and Lisa Raitt. They ensured that the questions and briefing materials were balanced, non-partisan and policy-relevant.

We were also greatly assisted by an Advisory Group, including our Advisory Partner the Canadian International Council, and an outstanding set of Canadian academic subject-matter experts (see a full list of acknowledgements in the annex).

WHAT WAS THE PROCESS?

Starting in May, we asked 7,491 Canadian residents what they thought about key foreign policy questions. A statistically representative sample of 408 of those respondents went on to join one of two five-hour conversations held in May and June to grapple with some of those issues in a deeper, more deliberate way. Supported by the background material and a chance to pose questions to subject-matter experts, participants deliberated in small groups, weighing many of the same pros and cons facing policymakers. After their conversations, participants were surveyed again.

This report recounts what Canadians had to say in fascinating detail. As in 2021, Canadians have shown deep capacity to weigh up tough issues and make trade-offs when the circumstances demand.

It is an inspiring story.

Champions Group

- **The Honourable Anne McLellan**, P.C., O.C., A.O.E., Former Cabinet Minister; Co-Chair
- **The Honourable Lisa Raitt**, P.C., Former Cabinet Minister; Co-Chair
- **Margaret Biggs**, Former Deputy Minister; Matthews Fellow in Global Public Policy, Queen's University
- **The Honourable Farah Mohamed**, Senator and civil society leader
- **The Honourable Marie-Lucie Morin,** P.C., C.M., Former Deputy Minister
- **The Honourable Monte Solberg,** P.C., Former Cabinet Minister, CEO of New West Public Affairs
- **The Honourable Suze Youance,** Eng., M.Eng., Ph.D., ICD.D., Senator

BY ROBERT GREENHILL, GLOBAL CANADA

Policy Reflections

The 2026 update to *Foreign Policy by Canadians* is valuable to foreign policy experts, advocates, and academics. It is also directly relevant for decision-makers.

WHY SHOULD THE RESULTS MATTER TO POLICYMAKERS?

While other surveys deal with foreign policy, the Deliberative Polling method distinguishes between off-the-top responses and considered views. It is what Canadians really think after they've had time to read about the issues and discuss policy trade-offs.

Moreover, because we can follow the conversations that led to changes in opinions, the method also offers a chance to understand why Canadians think the way they do. That is crucial policy information.

Another powerful element is benchmarking: this poll builds on the similar deliberation in 2021, launched as Canada was coming out of the COVID epidemic. On many issues we can see whether Canadians' views have stayed the same or changed over the last five years — and, if so, why.

WHAT ARE THE TAKEAWAYS FOR DECISION-MAKERS?

What comes out of the 2026 study is a Canadian public that is engaged, principled, but pragmatic. It is a public that recognizes that the world has changed and some of our approaches must change in response but believes we should make these changes without abandoning our core values.

Here are some key examples (more details are available in the Deliberations section of this report).

International trade. On international trade**,** there was majority support (63%) for a shift away from the United States and increased commerce with other countries. In a similar vein, more than half (51%) argued against making significant concessions to maintain access to the US market, while 35% agreed that it might be necessary.

Not surprisingly, there was overwhelming support for increasing our trade relationships with Europe and the UK (89%). There was also very strong backing for increasing our trading relationship with Mexico (85%). While there was support for increased trade with China and India, the level was not as strong (66% and 64% respectively).

Support for expansion of our trading relationships did not come at any cost, however. Canadians continue to place strong emphasis on considering democracy and human rights within trading relationships (84%). They also expect Canadian companies to maintain the same environmental and human rights standards in these new markets as they do at home (82% and 86% respectively). This expectation is even stronger than the already high level five years ago (77% and 85%).

International security. A strong majority of Canadians (67%) support increasing our security commitments to 3.5% of GDP. 71% endorsed allocating a further 1.5% of GDP to security infrastructure. 68% agreed that pandemic preparedness and climate change spending should be included in that 1.5%.

However, Canadians questioned some of the security measures proposed. For example, the level of agreement to launch a human intelligence agency dropped considerably after deliberations (from 65% to 54%). Policymakers would need to explain their rationale carefully and not take public support for granted if they wished to pursue such an initiative.

International Development. In the arena of international development assistance, Canadians remained committed to Canada's role as a constructive partner with developing countries. A full 77% agreed that Canada's commitment to international assistance should be maintained alongside defence and security increases: even more than the 67% who favoured allocating 3.5% of our GDP to defence.

There was very high (82%) support for building Canada's global leadership in health through a focus on women and children's health. However, while there was initially strong support for using international assistance to support Canadian companies (76%), this number dropped considerably after deliberations (62%).

International Alliances. A similar balance between principles and pragmatism can be seen in Canadians' approaches to international organizations and alliances.

A very strong majority (84%) lent their weight to focusing on building coalitions with like-minded states on specific challenges. At the same

time, a majority also agreed that Canada should continue to engage with the UN and the WHO (74%).

Participants strongly agreed (87%) that human rights and international law should continue to be emphasized in Canada's international relationships.

Immigration. There was less consensus on maintaining current levels of immigration: 41% voted to maintain and 45% were opposed.

There was overwhelming support for increasing the number of skilled immigrants (88%), as well as majority support for increasing temporary agricultural workers (56%). On the other hand, more participants supported reducing (rather than increasing) the number of temporary service workers (47% vs 36%) and refugees (49% vs 29%).

Oil and Gas vs Climate. A strong 72% agreed that Canada should increase its oil and gas exports – support that included 58% of those who identified as leaning left politically. The arguments in favour of increased exports included the need to create new export markets and the value of providing Canadian oil and gas to our European and Asian allies. At the same time, most participants (76%) agreed that Canada should continue to prioritize climate change in its engagement with other countries.

Civic Discourse. A recurring theme was that Canadians have differences but are not divided. On many issues, there were strong majorities in favour of a certain solution, and even where there were strong differences and divided outcomes, the conversations were mostly respectful. Indeed, 77% of participants said that they would be willing to compromise to achieve shared outcomes – a percentage that grew from the initial 74%.

Perhaps the most important finding of this exercise is that Canadians still have a strong belief in their democracy, a belief that grew through the very act of deliberation. At the outset, 64% believed that our democracy was working well; by the end, that number grew to 78%. This outcome is considerably higher than the 45% of Americans who thought their democracy was working well after a similar initiative in 2023 in the United States.

64% → 78%

said Canadian democracy works well, before vs after deliberations

Yet we should not take for granted our ability to engage with one another. On certain elements, there has been a net *decline* in tolerance for different views compared with five years ago. Compared with 2021, a higher share of 2026 participants thought that those who disagree with them were more likely to not know enough (60% vs 43% in 2021), not be thinking clearly (47% vs 38%), and believe things that were untrue (73% vs 55%).

CANADIANS ARE ENGAGED AND SHOULD BE HEARD

Among the outcomes of the process, perhaps the most enduring is renewed faith in Canadians' capacity to engage on hard choices on the international stage. We have learned that:

- Citizens are open to major, even radical, changes in our international posture and partnerships.
- Canadians are willing to discuss and accept trade-offs: they understand the need for pragmatic approaches as long as core principles remain intact.
- Canadians believe their views matter and want to be involved in conversations about foreign policy decisions.

This exercise demonstrates in moving detail that Canadians have thoughtful views – and that their voices need to be heard when considering the global choices that Canada makes.

Selection of Key Results

A selection of key results follows. A more comprehensive set of tables is included in the annex, and all data (including participant demographics) is available on interactive databases on the Global Canada website at global-canada.org.

Prosperity

	Before	After	Change
Canada should continue to prioritize our trade relationship with the US, even if that means accepting significant concessions.			
Support	29.8%	34.8%	5.0%
In the middle	8.9%	13.2%	4.4%
Oppose	57.4%	50.6%	-6.7%
DK/NA	3.9%	1.3%	-2.6%
Average score (0-10)	4.1	4.5	+0.4 (P=0.00 statistically significant)

Canada should reduce our trade relationship with the US, and trade more with China and India instead.			
Support	65.7%	62.5%	-3.2%
In the middle	13.5%	12.0%	-1.6%
Oppose	15.1%	24.0%	8.9%
DK/NA	5.7%	1.5%	-4.1%
Average score (0-10)	6.5	6.1	-0.4 (P=0.00 statistically significant)

How much would you like Canada to decrease or increase its trade and investments with the following countries? — China			
Decrease	16.2%	17.7%	1.5%
Neither	20.5%	15.2%	-5.2%
Increase	55.8%	65.5%	9.7%
DK/NA	7.5%	1.5%	-6.0%
Average score (0-10)	6.0	6.0	0.0 (P=0.69 not statistically significant)

How much would you like Canada to decrease or increase its trade and investments with the following countries? — India			
Decrease	19.2%	16.6%	-2.5%
Neither	17.7%	15.8%	-1.9%
Increase	53.6%	63.7%	10.1%
DK/NA	9.6%	3.9%	-5.7%
Average score (0-10)	6.0	6.1	+0.1 (P=0.48 not statistically significant)

	Before	After	Change
How much would you like Canada to decrease or increase its trade and investments with the following countries? — US			
Decrease	49.3%	42.8%	-6.4%
Neither	16.4%	24.1%	7.6%
Increase	29.8%	31.6%	1.8%
DK/NA	4.5%	1.5%	-3.0%
Average score (0-10)	4.4	4.8	+0.4 (P=0.00 statistically significant)
How much would you like Canada to decrease or increase its trade and investments with the following countries? — Mexico			
Decrease	5.2%	3.7%	-1.5%
Neither	12.3%	8.1%	-4.2%
Increase	75.8%	85.4%	9.6%
DK/NA	6.7%	2.8%	-3.9%
Average score (0-10)	7.4	7.7	+0.2 (once rounded) (P=0.03 statistically significant)
How much would you like Canada to decrease or increase its trade and investments with the following countries? — Europe, including the UK			
Decrease	3.9%	1.7%	-2.2%
Neither	8.6%	7.4%	-1.2%
Increase	81.7%	89.0%	7.3%
DK/NA	5.8%	1.8%	-3.9%
Average score (0-10)	7.9	8.2	+0.3 (P=0.00 statistically significant)
The Canadian government should pay more to Buy Canadian.			
Support	71.1%	75.9%	4.9%
In the middle	12.1%	11.6%	-0.6%
Oppose	11.1%	10.6%	-0.5%
DK/NA	5.7%	1.9%	-3.8%
Average score (0-10)	6.9	6.9	0.0 (P=0.85 not statistically significant)
Canada should export more oil and gas.			
Support	64.0%	71.7%	7.7%
In the middle	10.3%	7.9%	-2.4%
Oppose	15.8%	18.6%	2.8%
DK/NA	9.8%	1.8%	-8.0%
Average score (0-10)	6.9	6.9	0.0 (P=0.90 not statistically significant)
Canada should not reduce its current immigration levels.			
Support	39.2%	41.0%	1.9%
In the middle	10.8%	11.1%	0.3%
Oppose	43.7%	45.4%	1.7%
DK/NA	6.3%	2.4%	-3.9%
Average score (0-10)	4.7	4.8	+0.1 (P=0.56 not statistically significant)
To what degree should we decrease or increase the following category? — highly skilled workers			
Decrease	6.7%	5.2%	-1.6%
Neither	7.4%	5.7%	-1.7%
Increase	80.4%	87.7%	7.3%
DK/NA	5.5%	1.4%	-4.1%
Average score (0-10)	7.6	7.7	+0.1 (P=0.44 not statistically significant)

	Before	After	Change
To what degree should we decrease or increase the following category? — temporary agriculture			
Decrease	15.4%	16.4%	1.0%
Neither	15.5%	19.1%	3.6%
Increase	55.0%	56.3%	1.3%
DK/NA	14.2%	8.2%	-6.0%
Average score (0-10)	6.3	6.1	-0.2 (P=0.14 not statistically significant)

To what degree should we decrease or increase the following category? — temporary service industry workers			
Decrease	34.9%	46.9%	12.0%
Neither	12.8%	14.6%	1.8%
Increase	43.6%	35.5%	-8.1%
DK/NA	8.7%	3.1%	-5.6%
Average score (0-10)	4.9	4.4	-0.5 (P=0.00 statistically significant)

To what degree should we decrease or increase the following category? — family reunification			
Decrease	20.9%	24.6%	3.7%
Neither	17.2%	17.8%	0.6%
Increase	52.6%	49.7%	-2.9%
DK/NA	9.3%	7.9%	-1.4%
Average score (0-10)	5.9	5.7	-0.2 (P=0.15 not statistically significant)

To what degree should we decrease or increase the following category? — refugees			
Decrease	48.5%	48.8%	0.3%
Neither	16.8%	18.1%	1.3%
Increase	29.5%	28.8%	-0.7%
DK/NA	5.2%	4.3%	-0.9%
Average score (0-10)	4.1	4.2	+0.1 (P=0.37 not statistically significant)

Security

	Before	After	Change
Canada should spend 3.5% of GDP on the military to meet our NATO commitments.			
Support	60.3%	66.5%	6.1%
In the middle	10.6%	10.6%	0.0%
Oppose	18.3%	19.3%	1.0%
DK/NA	10.8%	3.6%	-7.2%
Average score (0-10)	6.5	6.8	+0.3 (P=0.01 statistically significant)

Canada should spend an additional 1.5% of defence spending for security and resilience to fully meet our NATO commitments.			
Support	64.6%	70.5%	5.9%
In the middle	10.0%	9.7%	-0.2%
Oppose	15.3%	18.2%	2.9%
DK/NA	10.2%	1.6%	-8.5%
Average score (0-10)	6.7	6.7	0.0 (P=0.71 not statistically significant)

Canada should include pandemic preparedness and climate change spending in the 1.5% of defence spending for security and resilience.			
Support	68.5%	68.1%	-0.4%
In the middle	7.3%	10.7%	3.4%
Oppose	15.5%	18.6%	3.1%
DK/NA	8.8%	2.7%	-6.1%
Average score (0-10)	6.8	6.6	-0.2 (P=0.19 not statistically significant)

	Before	After	Change
Canada should pay a premium to have sovereign military capabilities, instead of buying from the US.			
Support	69.8%	66.9%	-2.9%
In the middle	10.7%	13.2%	2.4%
Oppose	11.1%	14.7%	3.6%
DK/NA	8.3%	5.2%	-3.1%
Average score (0-10)	7.0	6.6	-0.4 (P=0.01 statistically significant)

Canada should invest heavily in compute facilities to reduce reliance on foreign providers.			
Support	72.7%	78.3%	5.5%
In the middle	10.1%	9.5%	-0.6%
Oppose	8.0%	9.1%	1.1%
DK/NA	9.1%	3.1%	-6.0%
Average score (0-10)	7.1	7.2	+0.1 (P=0.38 not statistically significant)

Canada should increase its military capabilities in the Arctic against threats from strategic rivals.			
Support	77.4%	77.7%	0.3%
In the middle	9.6%	6.0%	-3.6%
Oppose	6.7%	13.2%	6.5%
DK/NA	6.3%	3.1%	-3.1%
Average score (0-10)	7.5	7.1	-0.4 (P=0.00 statistically significant)

The government should require companies and citizens to be prepared for cyber and terrorist attacks and disasters that affect essential services.			
Support	79.7%	83.8%	4.1%
In the middle	10.1%	8.9%	-1.2%
Oppose	3.5%	5.7%	2.2%
DK/NA	6.7%	1.6%	-5.1%
Average score (0-10)	7.6	7.5	-0.1 (P=0.26 not statistically significant)

Canada should invest heavily to build AI infrastructure to be a global leader in AI.			
Support	52.1%	59.8%	7.7%
In the middle	14.3%	12.5%	-1.8%
Oppose	28.8%	24.5%	-4.2%
DK/NA	4.8%	3.1%	-1.7%
Average score (0-10)	5.6	5.8	+0.3 (once rounded) (P=0.02 statistically significant)

Global Cooperation

	Before	After	Change
Canada should take a lead role in strengthening international institutions like the United Nations and World Health Organization.			
Support	69.9%	74.4%	4.5%
In the middle	11.3%	8.1%	-3.1%
Oppose	12.0%	15.4%	3.4%
DK/NA	6.8%	2.1%	-4.7%
Average score (0-10)	6.9	6.9	0.0 (P=0.96 not statistically significant)

Canada should focus on coalitions of like-minded states on specific challenges.			
Support	78.1%	84.3%	6.2%
In the middle	8.4%	9.0%	0.7%
Oppose	5.8%	2.9%	-2.9%
DK/NA	7.8%	3.8%	-4.0%
Average score (0-10)	7.6	7.7	+0.1 (P=0.42 not statistically significant)

	Before	After	Change
Canada should adopt a policy of prioritizing trade agreements with democratic countries that respect human rights and dignity.			
Support	82.9%	84.0%	1.1%
In the middle	9.4%	5.6%	-3.8%
Oppose	2.5%	7.7%	5.2%
DK/NA	5.1%	2.6%	-2.5%
Average score (0-10)	7.9	7.6	-0.3 (P=0.00 statistically significant)
Canada should continue to emphasize human rights and international law in our global cooperation.			
Support	80.1%	86.5%	6.5%
In the middle	8.1%	6.6%	-1.6%
Oppose	7.0%	5.2%	-1.8%
DK/NA	4.7%	1.7%	-3.0%
Average score (0-10)	7.7	7.9	+0.2 (P=0.10 not statistically significant)
Canada should continue to prioritize climate change in its engagement with other countries.			
Support	70.3%	75.7%	5.4%
In the middle	7.0%	5.1%	-1.9%
Oppose	17.1%	18.0%	0.9%
DK/NA	5.6%	1.2%	-4.4%
Average score (0-10)	6.8	6.9	+0.1 (P=0.15 not statistically significant)
Canadian companies operating overseas should abide by the same human rights standards as they do in Canada.			
Support	83.3%	86.3%	3.0%
In the middle	6.1%	4.9%	-1.2%
Oppose	5.0%	7.2%	2.2%
DK/NA	5.6%	1.7%	-3.9%
Average score (0-10)	8.2	7.9	-0.3 (P=0.01 statistically significant)
Canadian companies operating overseas should abide by the same environmental standards as they do in Canada.			
Support	78.4%	82.3%	3.9%
In the middle	7.8%	9.4%	1.6%
Oppose	8.0%	7.4%	-0.6%
DK/NA	5.8%	0.9%	-4.9%
Average score (0-10)	7.6	7.7	+0.1 (P=0.26 not statistically significant)
Canada should set up a foreign human intelligence service.			
Support	65.0%	54.3%	-10.7%
In the middle	10.7%	16.3%	5.6%
Oppose	7.7%	23.1%	15.3%
DK/NA	16.5%	6.3%	-10.2%
Average score (0-10)	6.9	6.2	-0.8 (once rounded) (P=0.00 statistically significant)

Development Assistance

	Before	After	Change
Canada should maintain its development assistance alongside defence and security increases.			
Support	71.1%	76.7%	5.7%
In the middle	10.4%	8.0%	-2.4%
Oppose	8.8%	11.7%	2.8%
DK/NA	9.7%	3.6%	-6.1%
Average score (0-10)	7.1	7.1	+0.1 (once rounded) (P=0.51 not statistically significant)

Canada should not cut spending on global health.			
Support	65.1%	69.8%	4.7%
In the middle	11.9%	8.4%	-3.5%
Oppose	17.8%	17.7%	-0.1%
DK/NA	5.2%	4.1%	-1.1%
Average score (0-10)	6.7	6.9	+0.2 (P=0.07 not statistically significant)

Canada should continue to focus on helping women and girls in low-income countries.			
Support	62.9%	68.6%	5.7%
In the middle	11.7%	10.7%	-1.0%
Oppose	20.7%	18.9%	-1.8%
DK/NA	4.7%	1.8%	-2.9%
Average score (0-10)	6.3	6.8	+0.5 (P=0.00 statistically significant)

Canada should take a leadership role in global health by building on our track record in women and children's health.			
Support	76.3%	81.5%	5.2%
In the middle	6.6%	6.9%	0.4%
Oppose	10.0%	10.6%	0.5%
DK/NA	7.1%	1.0%	-6.1%
Average score (0-10)	7.3	7.3	0.0 (P=0.85 not statistically significant)

Canadian international development should prioritize helping Canadian companies grow overseas.			
Support	76.3%	62.3%	-14.0%
In the middle	7.4%	14.9%	7.5%
Oppose	9.0%	20.4%	11.3%
DK/NA	7.3%	2.4%	-4.9%
Average score (0-10)	7.2	6.3	-0.9 (P=0.00 statistically significant)

Perceptions of Democracy and Others

	Before	After	Change
How poorly or well would you say the system of democracy in Canada works these days?			
Well	63.6%	78.0%	14.4%
In the middle	12.9%	7.6%	-5.4%
Poorly	19.7%	13.8%	-5.9%
DK/NA	3.8%	0.7%	-3.1%
Average score (0-10)	6.2	6.7	+0.5 (P=0.00 statistically significant)

Thinking about people who disagree strongly with you about issues like those we've been asking you about: They just don't know enough.			
Agree	66.0%	60.3%	-5.6%
In the middle	13.4%	21.0%	7.6%
Disagree	7.9%	13.5%	5.7%
DK/NA	12.8%	5.1%	-7.6%
Average score (0-10)	6.8	6.5	-0.3 (P=0.01 statistically significant)

	Before	After	Change
Thinking about people who disagree strongly with you about issues like those we've been asking you about: They believe some things that aren't true.			
Agree	68.8%	72.6%	3.8%
In the middle	14.2%	12.8%	-1.4%
Disagree	6.4%	9.8%	3.4%
DK/NA	10.6%	4.9%	-5.8%
Average score (0-10)	7.2	7.1	-0.1 (P=0.43 not statistically significant)
Referring to people who disagree strongly with you about issues like those we've been asking you about: I respect their point of view even though it is different from mine.			
Agree	68.7%	77.7%	9.1%
In the middle	13.3%	11.3%	-2.0%
Disagree	12.0%	8.6%	-3.4%
DK/NA	6.0%	2.4%	-3.6%
Average score (0-10)	6.8	7.2	+0.4 (P=0.00 statistically significant)
Referring to people who disagree strongly with you about issues like those we've been asking you about: I would be willing to compromise to find a solution we both can support.			
Agree	74.0%	77.2%	3.1%
In the middle	13.4%	13.3%	-0.1%
Disagree	7.1%	7.8%	0.6%
DK/NA	5.5%	1.8%	-3.7%
Average score (0-10)	6.9	6.9	0.0 (P=0.10 not statistically significant)

BY ALICE SIU, DELIBERATIVE DEMOCRACY LAB

Deliberations

The 2026 *Foreign Policy by Canadians* Deliberative Poll allowed Canadians to discuss pertinent issues with fellow participants as Canada navigates a changing world. As with most deliberations, most participants left with not only a more accurate understanding of the state of Canadian foreign policy, but also a more balanced and nuanced perspective on how to approach important policy questions facing Canada.

This chapter summarizes the major findings and takeaways. It will hopefully shed light on how the process of deliberation shifted some Canadians' perspectives on contentious issues and will help policymakers understand where Canadians diverge and converge on these issues. Democracy is built on the principle of faithfully representing the will of the people. By the end of this report, readers should come to learn the thoughtful, informed, and deliberated views of the people on key foreign policy issues facing Canada.

A NOTE ON READING THE TABLES

The report highlights and discusses some statistically significant and substantial opinion changes after deliberation. Some opinions did not shift after deliberation; these are participants' considered judgments at the end of the event. Participants held onto these initial opinions even after being subjected to all the counterarguments, so these considered opinions are also noteworthy.

Both before and after the deliberations, participants were asked to rate proposals – like the example here – on a 0–10 scale plus a "Don't Know / No Answer" (DK/NA) option. Percentages represent the share of participants who opposed (0–4), were in the middle (5), and supported (6–10) the statement.

The change in the average scores, shown at the bottom of each table, shows the intensity of the change in views. The change has been given a p-value: a statistical note that indicates the change that occurred after deliberation. Any result with a p-value lower than 0.05 is considered significant. It means that if the deliberation were repeated, there is only a 5% or smaller chance that the result would be different.

	Before	After	Change
Canada should continue to prioritize our trade relationship with the US, even if that means accepting significant concessions			
Support	29.8%	34.8%	+5.0%
In the middle	8.9%	13.2%	+4.4%
Oppose	57.4%	50.6%	−6.7%
DK/NA	3.9%	1.3%	−2.6%
The average score moved from 4.1 to 4.5, a +0.4 change. P=0.000 is statistically significant.			

Results

Participants answered a range of questions about Canadian foreign policy choices, but we also asked them to consider the state of Canadian democracy and their perceptions of their fellow Canadians. Not only did Canadians adjust their views on foreign policy questions through the act of deliberation, they also became more confident in Canadian democracy and more open-minded toward their fellow citizens. The full set of questions and results can be found on the Global Canada website at global-canada.org.

Canadian Democracy

Before and after the deliberations, participants were asked how well they thought the system of democracy in Canada was working, whether they respected others' points of view even when different, and other questions intended to gauge their sense of their fellow deliberators. The outcomes were promising.

PERCEPTIONS OF CANADIAN DEMOCRACY

Participants rated how well democracy in Canada works on a scale from 0 ("very poorly") to 10 ("extremely well"). The share that gave a rating of 6 or higher increased from 63.6% before deliberation to 78.0% afterward — one of the largest pre-post shifts observed in the deliberation.

63.6% → 78.0%

rated Canadian democracy 6 or higher, before vs. after deliberation

Unlike most findings in this report, which concern specific foreign policy issues, this measure captures participants' broader assessment of the democratic system. The increase therefore suggests that the deliberative experience improved confidence in democracy beyond any single policy area.

GREATER RESPECT FOR OPPOSING VIEWS

Participants also reported greater respect for people with whom they disagreed. The share that agreed that "I respect the point of view of people who disagree with me" moved up significantly from 68.7% to 77.7%. Participants also became less likely to describe people who disagreed with them as uninformed or as not thinking clearly, although they became *more* likely to say that others believe things that aren't true. "Don't know/no answer" responses declined across most items, suggesting that participants left the process more willing to form and express an opinion.

68.7% → 77.7%

Agreed that "I respect the point of view of people who disagree with me" before vs. after deliberation

COMPARISON WITH THE 2021 DELIBERATIVE POLL

The 2021 *Foreign Policy by Canadians* Deliberative Poll posed similar questions. That year, participants were asked "how poorly or well would you say the system of democracy in Canada works?" The share giving a rating of 6 or higher increased from 69% before deliberation to 80% afterward — similar to the 2026 results. The 2026 participants had a slightly lower starting point (63.6%) but the size of the increase between the two years was similar: 2021 increased by 11 percentage points and 2026 increased by more than 14 percentage points.

Furthermore, participants in both years became more respectful of opposing viewpoints. On the statement "people who disagree with me are not thinking clearly," 2021 saw a 10-point decrease in agreement (48% to 38%), while 2026 saw a 3-point decrease (50.5% to 47.4%). On "people who disagree with me just don't know enough," there was a 6-point decrease in 2021 (49% to 43%) and a 6-point decrease in 2026 (66% to 60.3%). On "people who disagree with me believe things that are not true," there was an 8-point decrease in 2021 (63% to 55%); in 2026 the percentage actually moved up from 68.8% to 72.6%.

People who disagree with me…

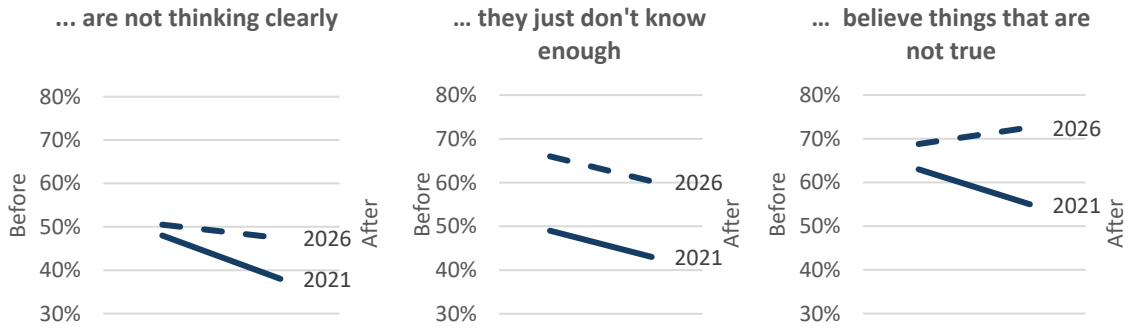

While there was similar movement on the overall question of how well democracy works in Canada, the questions regarding what participants think about those who "disagree with me" started at higher percentages in 2026. That is, a higher share of 2026 participants, compared to 2021, felt that those who disagree with them were more likely to not know enough, not be thinking clearly, and believe things that were untrue.

COMPARISON WITH THE UNITED STATES

As a point of comparison, the Stanford Deliberative Democracy Lab conducted a national Deliberative Poll called *America in One Room: Democratic Reform in 2023*. A nationally representative sample of 582 people from across the United States gathered online on the same deliberation platform. US participants were asked how satisfied they

were with democracy in the United States: before deliberation, only 27% were satisfied, rising to 45% afterward — an 18-point increase. While not the same question posed to the 2026 participants here, the share of Canadians who feel democracy is working well in Canada (78%) is significantly higher.

Prosperity

During deliberation, participants mulled over five proposals relating to economic prosperity for Canada. In the pre- and post-surveys, they were asked those questions and more to dig more deeply into the issues.

- Canada should continue to prioritize our trade relationship with the US, even if that means accepting significant concessions
- Canada should reduce our trade relationship with the US, and trade more with China, India, and other countries instead[1]
- The Canadian government should pay more to Buy Canadian
- Canada should export more oil and gas
- Canada should maintain its current immigration levels[2]

"Nearly half of our manufacturing economy goes there [the US]. It is huge, and we cannot turn the ship around very quickly."

Trade with the US. While there was initially majority opposition (57.4%) to prioritizing trade with the US even with concessions, this number dropped to 50.6%, with overall participant support rising. One participant noted, "nearly half of our manufacturing economy goes there [the US]. It is huge, and we cannot turn the ship around very quickly." By contrast, another participant noted, "If we have 75% of our exports going to the United States and we can't trust the United States to maintain a proper functioning set of rules, then we're putting ourselves in jeopardy on a daily basis." Likewise, preferences for

	Before	After	Change
Canada should continue to prioritize our trade relationship with the US, even if that means accepting significant concessions			
Support	29.8%	34.8%	+5.0%
In the middle	8.9%	13.2%	+4.4%
Oppose	57.4%	50.6%	−6.7%
DK/NA	3.9%	1.3%	−2.6%
The average score moved from 4.1 to 4.5, a +0.4 change. P=0.000 is statistically significant.			

	Before	After	Change
Canada should reduce our trade relationship with the US, and trade more with China and India instead.			
Support	65.7%	62.5%	−3.2%
In the middle	13.5%	12.0%	−1.6%
Oppose	15.1%	24.0%	+8.9%
DK/NA	5.7%	1.5%	−4.1%
The average score moved from 6.5 to 6.1, a -0.4 change. P=0.000 is statistically significant.			

[1] In addition, the pre and post surveys asked how much participants would like Canada to decrease or increase its trade and investments with the following countries: China, India, US, Mexico, and Europe, including the UK.
[2] In addition, the pre and post surveys asked participants to what degree should we decrease or increase each of the following categories: highly skilled workers, temporary agricultural workers, temporary service industry workers, family reunification, and refugees.

reducing US trade in favour of India and China were high at the outset (65.7% in support) but softened after deliberation (62.5%). Support for US trade was stronger in 2021. Participants that year discussed the proposal "Canada should focus on deepening access to the US market through expanded economic integration." Support post-deliberation fell slightly from 68% to 66% (a 2-point decrease), and opposition rose by 6 percentage points (11% to 17%).

Trade with other countries. Participants also discussed whether they would like Canada to increase or decrease its trade and investments with China, India, the US, Mexico, and Europe (including the UK). Support for increasing trade and investment with Europe, including the UK, rose from 81.7% to 89.0%, the largest instance of consensus among participants in this section. There was also a large majority supporting increased trade and investment with Mexico — 75.8% before deliberation and 85.4% afterward. Across all countries in this section, participant support for increased trade and investment consistently rose between the before and after surveys.

Percent of participants who want Canada to increase trade and investments with certain countries

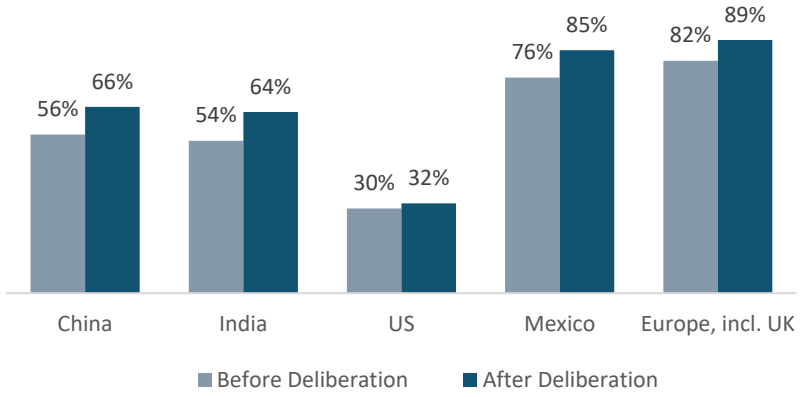

Buy Canadian policy. Participants reviewed the arguments for and against a "Buy Canadian" policy. By the end of the deliberation, support for the policy rose from 71.1% to 75.9%.

Increased oil and gas exports. Discussants also weighed up the debates around the increase in exports of more oil and gas. While opposition grew from 15.8% to 18.6% after deliberation, the much higher level of support for the proposition also grew, from 64.0% to 71.7%.

Immigration. Immigration was another topic in the deliberation about Canada's economic prosperity. Participants were asked whether Canada should not reduce its current overall levels, and the data both pre and post deliberation showed that Canadians were almost evenly split on

"If we have 75% of our exports going to the United States and we can't trust the United States to maintain a proper functioning set of rules, then we're putting ourselves in jeopardy on a daily basis."

	Before	After	Change
Canada should export more oil and gas			
Support	64.0%	71.7%	+7.7%
In the middle	10.3%	7.9%	−2.4%
Oppose	15.8%	18.6%	+2.8%
DK/NA	9.8%	1.8%	−8.0%
The average score did not move from 6.9, a 0.0 change. P=0.895 is not statistically significant.			

	Before	After	Change
The Canadian government should pay more to Buy Canadian			
Support	71.1%	75.9%	+4.9%
In the middle	12.1%	11.6%	−0.6%
Oppose	11.1%	10.6%	−0.5%
DK/NA	5.7%	1.9%	−3.8%
The average score did not move from 6.9, a 0.0 change. P=0.854 is not statistically significant.			

	Before	After	Change
Canada should not reduce its current immigration levels			
Support	39.2%	41.0%	+1.9%
In the middle	10.8%	11.1%	+0.3%
Oppose	43.7%	45.4%	+1.7%
DK/NA	6.3%	2.4%	−3.9%
The average score moved from 4.7 to 4.8, a +0.1 change. P=0.555 is not statistically significant.			

this issue. By the end of the conversation, 45.4% were opposed to maintaining current levels; 41% were in support, and 11.1% were in the middle.

Views became clearer when respondents were asked whether Canada should increase or decrease levels by different categories of immigration. The strongest consensus concerned highly skilled workers. Before deliberation, 80.4% favoured increasing their immigration levels; after deliberation, this percentage rose 7.3 points to 87.7%. Some 5.2% favoured a decrease after deliberation. Participants frequently connected this category to Canada's need for specialized knowledge and economic capacity, although some emphasized that immigration policy must be accompanied by adequate public infrastructure. As one participant explained, "We need to take a slight step back, fix our infrastructure and our policies, and then continue and bring in those educated, experienced workers that we desperately need."

> *"We need to take a slight step back, fix our infrastructure and our policies, and then continue and bring in those educated, experienced workers that we desperately need."*

A majority also supported increasing the number of temporary agricultural workers, with support rising slightly from 55.0% to 56.3%. Views shifted more noticeably for temporary service-industry workers: support for an increase fell from 43.6% to 35.5%, while the share favouring a decrease rose from 34.9% to 46.9% — the largest movement among the five categories.

Participants remained relatively divided on family reunification. Support for increasing this category fell modestly from 52.6% to 49.7%, while support for a decrease rose from 20.9% to 24.6%. Nevertheless, participants also framed family and immigration as important parts of Canadian history. One participant remarked, "Immigration is who we are, who we're about. It's how we built this country."

> *"Immigration is who we are, who we're about. It's how we built this country."*

Refugee admissions received the most restrictive responses. Nearly half of participants favoured decreasing refugee levels both before and after deliberation — 48.5% and 48.8%, respectively — while around three in ten favoured an increase. The minimal movement indicates that

deliberation did not substantially change participants' overall views on refugee admissions.

Taken together, the findings do not indicate uniform support for either increasing or decreasing immigration. Instead, participants differentiated sharply among immigration categories: overwhelming support for attracting highly skilled workers, majority support for temporary agricultural workers, and considerably more caution regarding temporary service workers, family reunification, and refugees.

To what degree should we decrease or increase each of the following categories?

	Before	After	Change
Highly skilled workers			
Decrease	6.7%	5.2%	−1.6%
Neither	7.4%	5.7%	−1.7%
Increase	80.4%	87.7%	+7.3%
DK/NA	5.5%	1.4%	−4.1%
The average score moved from 7.6 to 7.7, a +0.1 change. P=0.435 is not statistically significant.			
Temporary agricultural workers			
Decrease	15.4%	16.4%	+1.0%
Neither	15.5%	19.1%	+3.6%
Increase	55.0%	56.3%	+1.3%
DK/NA	14.2%	8.2%	−6.0%
The average score moved from 6.3 to 6.1, a -0.2 change. P=0.140 is not statistically significant.			
Temporary service-industry workers			
Decrease	34.9%	46.9%	+12.0%
Neither	12.8%	14.6%	+1.8%
Increase	43.6%	35.5%	−8.1%
DK/NA	8.7%	3.1%	−5.6%
The average score moved from 4.9 to 4.4, a -0.5 change. P=0.000 is statistically significant.			

	Before	After	Change
Family reunification			
Decrease	20.9%	24.6%	+3.7%
Neither	17.2%	17.8%	+0.6%
Increase	52.6%	49.7%	−2.9%
DK/NA	9.3%	7.9%	−1.4%
The average score moved from 5.9 to 5.7, a -0.2 change. P=0.149 is not statistically significant.			
Refugees			
Decrease	48.5%	48.8%	+0.3%
Neither	16.8%	18.1%	+1.3%
Increase	29.5%	28.8%	−0.7%
DK/NA	5.2%	4.3%	−0.9%
The average score moved from 4.1 to 4.2, a +0.1 change. P=0.374 is not statistically significant.			

Security

Participants were asked to deliberate six topical security proposals:

- Canada should spend 3.5% of GDP on the military[3]
- Canada should include pandemic preparedness in the 1.5% of GDP allocated to broader security measures in our NATO commitment[4]
- Canada should pay a premium for made-in-Canada military capabilities
- Canada should set up a foreign human intelligence service
- Canada should increase its military capabilities in the Arctic against threats from strategic rivals
- The government should require companies to invest significantly to prepare for cyber and terrorist attacks that affect essential services[5]

Support was generally high across the security proposals, and most before-and-after changes were within a few percentage points. The two larger changes were a decline in support for establishing a foreign human intelligence service and an increase in support for investment in AI infrastructure.

Participants broadly supported meeting Canada's NATO spending commitments. Support for spending 3.5% of GDP on the military rose from 60.3% to 66.5%, a 6.1-point increase. One participant tied this directly to Canada's credibility: "Well, if we're going to advertise ourselves as a country that people can count on, we made a commitment to 3.5% and we should meet it."

60.3% → 66.5%

support for spending 3.5% of GDP on the military

	Before	After	Change
Canada should spend 3.5% of GDP on the military to meet its NATO commitments			
Support	60.3%	66.5%	+6.1%
In the middle	10.6%	10.6%	0.0%
Oppose	18.3%	19.3%	+1.0%
DK/NA	10.8%	3.6%	−7.2%
The average score moved from 6.5 to 6.8, a +0.3 change. P=0.008 is statistically significant.			

> *"Well, if we're going to advertise ourselves as a country that people can count on, we made a commitment to 3.5% and we should meet it."*

[3] A supplementary question was included in the survey: respondents were asked whether Canada should spend an additional 1.5% of defence spending for security and resilience to fully meet our NATO commitments.
[4] The survey questions also asked whether climate change spending should be part of the 1.5%.
[5] The survey question was broader than the deliberation question: ""The government should require companies and citizens to be prepared for cyber and terrorist attacks and disasters that affect essential services."" Related questions included in the survey sought respondents' views on whether Canada should invest heavily to build AI infrastructure to be a global leader in AI and whether Canada should invest heavily in compute facilities to reduce reliance on foreign providers.

Support was slightly higher for allocating additional defence spending to security and resilience, increasing from 64.6% to 70.5%. Including pandemic preparedness and climate change within that allocation also retained majority support and remained nearly unchanged, moving from 68.5% to 68.1%.

	Before	After	Change
Canada should spend an additional 1.5% of defence spending for security and resilience to fully meet our NATO commitments			
Support	64.6%	70.5%	+5.9%
In the middle	10.0%	9.7%	−0.2%
Oppose	15.3%	18.2%	+2.9%
DK/NA	10.2%	1.6%	−8.5%
The average score did not move from 6.7, a 0.0 change. P=0.713 is not statistically significant.			

	Before	After	Change
Canada should include pandemic preparedness and climate change spending in the 1.5% of defence spending for security and resilience			
Support	68.5%	68.1%	−0.4%
In the middle	7.3%	10.7%	+3.4%
Oppose	15.5%	18.6%	+3.1%
DK/NA	8.8%	2.7%	−6.1%
The average score moved from 6.8 to 6.6, a −0.2 change. P=0.194 is not statistically significant.			

There was similarly strong support for reducing reliance on foreign providers. Support for paying a premium to maintain sovereign military capabilities rather than purchasing them from the United States declined modestly from 69.8% to 66.9%. One participant framed this as a risk of dependence on the United States: "I see our current biggest threat as our closest ally and trading partner, from whom we buy a lot of our military supply. So I don't think that we want to find ourselves … in a cold or hot war with the United States and also buying our guns and so on from them."

	Before	After	Change
Canada should pay a premium for sovereign military capabilities instead of buying from the US			
Support	69.8%	66.9%	−2.9%
In the middle	10.7%	13.2%	+2.4%
Oppose	11.1%	14.7%	+3.6%
DK/NA	8.3%	5.2%	−3.1%
The average score moved from 7.0 to 6.6, a −0.4 change. P=0.006 is statistically significant.			

This concern about dependence also extended to technology infrastructure: support for investing heavily in domestic compute facilities rose from 72.7% to 78.3%. Support was also high for several proposals focused on specific security capabilities. Support for strengthening Canada's military presence in the Arctic remained nearly unchanged, at 77.4% before deliberation and 77.7% afterward, though opposition increased from 6.7% to 13.2%.

In 2021, part of the security discussion also revolved around the Arctic. For the proposal on strengthening sovereignty and territorial control in the region, 85% of participants supported it both before and after

"I see our current biggest threat as our closest ally and trading partner, from whom we buy a lot of our military supply. So I don't think that we want to find ourselves ... in a cold or hot war with the United States and also buying our guns and so on from them."

	Before	After	Change
Canada should invest heavily in compute facilities to reduce reliance on foreign providers			
Support	72.7%	78.3%	+5.5%
In the middle	10.1%	9.5%	−0.6%
Oppose	8.0%	9.1%	+1.1%
DK/NA	9.1%	3.1%	−6.0%
The average score moved from 7.1 to 7.2, a +0.1 change. P=0.378 is not statistically significant.			

	Before	After	Change
Canada should increase its military capabilities in the Arctic against threats from strategic rivals			
Support	77.4%	77.7%	+0.3%
In the middle	9.6%	6.0%	−3.6%
Oppose	6.7%	13.2%	+6.5%
DK/NA	6.3%	3.1%	−3.1%
The average score moved from 7.5 to 7.1, a −0.4 change. P=0.001 is statistically significant.			

deliberation. A companion proposal on enhanced human security — improving economic and food security in the Arctic for its Indigenous population — generated increased support from 84% to 88%. This finding is consistent with the 2026 participants' high level of support (77% before and 78% after) for increasing military capabilities in the Arctic against threats from strategic rivals.

One security topic, however, did not garner much approval. Support for establishing a foreign human intelligence service fell by 10.7 percentage points, from 65.0% to 54.3%, while opposition rose substantially from 7.7% to 23.1%. One participant questioned whether Canada needed to fund a separate capability given its existing partnerships: "I have a concern with spending the money on this. Is it a capability that Canada needs that we're not getting from our partnerships? We're part of the Five Eyes already. Is that money that we could work with in other ways?"

"I have a concern with spending the money on this. Is it a capability that Canada needs that we're not getting from our partnerships? We're part of the Five Eyes already. Is that money that we could work with in other ways?"

Support was highest for requiring companies and citizens to prepare for cyberattacks, terrorist attacks, and disasters affecting essential services, rising from 79.7% to 83.8%. Support for investing heavily in AI infrastructure also rose, by 7.7 percentage points, from 52.1% to 59.8%.

	Before	After	Change
Canada should set up a foreign human intelligence service			
Support	65.0%	54.3%	−10.7%
In the middle	10.7%	16.3%	+5.6%
Oppose	7.7%	23.1%	+15.3%
DK/NA	16.5%	6.3%	−10.2%
The average score moved from 6.9 to 6.2, a −0.8 change (once rounded). P=0.000 is statistically significant.			

	Before	After	Change
The government should require companies and citizens to prepare for cyberattacks, terrorist attacks, and disasters affecting essential services			
Support	79.7%	83.8%	+4.1%
In the middle	10.1%	8.9%	−1.2%
Oppose	3.5%	5.7%	+2.2%
DK/NA	6.7%	1.6%	−5.1%
The average score moved from 7.6 to 7.5, a −0.1 change. P=0.261 is not statistically significant.			

	Before	After	Change
Canada should invest heavily in AI infrastructure to be a global leader in AI			
Support	52.1%	59.8%	+7.7%
In the middle	14.3%	12.5%	−1.8%
Oppose	28.8%	24.5%	−4.2%
DK/NA	4.8%	3.1%	−1.7%
The average score moved from 5.6 to 5.8, a +0.3 (once rounded) change. P=0.021 is statistically significant.			

Global Cooperation

In the deliberation of Canada's options for cooperation with other countries on the global stage, discussants were asked to ponder a range of proposals:

- Canada should emphasize building coalitions of countries on specific issues over working through international institutions like the United Nations and World Health Organization[6]
- Canada should emphasize human rights and international law in our global cooperation
- Canada should prioritize trade and investment agreements with democratic countries.
- Canadian companies operating overseas should abide by the same human rights and environmental standards as they do in Canada[7]
- Canada should prioritize climate change in its engagement with other countries

78.1% → 84.3%

Supported focusing on coalitions of like-minded states

While the deliberation question asked participants to grapple with choices about working within or outside of international organizations, both approaches generated support. Approval for focusing on coalitions of like-minded states to address specific challenges increased from 78.1% to 84.3%, while support for Canada taking a leading role in strengthening institutions such as the United Nations and the World Health Organization also increased, this time from 69.9% to 74.4%.

One participant described the two approaches as complementary: "For me, the most effective approach is not choosing one over the other but using both: supporting global institutions for long-term cooperation while also participating in flexible coalitions to address urgent or complex issues."

"For me, the most effective approach is not choosing one over the other but using both: supporting global institutions for long-term cooperation while also participating in flexible coalitions to address urgent or complex issues."

	Before	After	Change
Canada should take a lead role in strengthening international institutions such as the UN and WHO			
Support	69.9%	74.4%	+4.5%
In the middle	11.3%	8.1%	−3.1%
Oppose	12.0%	15.4%	+3.4%
DK/NA	6.8%	2.1%	−4.7%
The average score did not move from 6.9, a 0.0 change. P=0.956 is not statistically significant.			

	Before	After	Change
Canada should focus on coalitions of like-minded states on specific challenges			
Support	78.1%	84.3%	+6.2%
In the middle	8.4%	9.0%	+0.7%
Oppose	5.8%	2.9%	−2.9%
DK/NA	7.8%	3.8%	−4.0%
The average score moved from 7.6 to 7.7, a +0.1 change. P=0.419 is not statistically significant.			

[6] In the survey questions, respondents treated those elements separately: ""Canada should take a lead role in strengthening international institutions like the United Nations and World Health Organization"" and ""Canada should focus on coalitions of like-minded states on specific challenges.""

[7] In the survey, respondents were asked about each topic separately.

Another set of questions looked at Canadians' views on democracy, human rights, climate change, and environmental standards. Support for prioritizing trade and investment agreements with democratic countries nudged up from 82.9% to 84% after deliberation, as did support for emphasizing human rights and international law in its global cooperation, which moved from 80.1% to 86.5%.

	Before	After	Change
Canada should adopt a policy of prioritizing trade agreements with democratic countries that respect human rights and dignity.			
Support	82.9%	84.0%	+1.1%
In the middle	9.4%	5.6%	−3.8%
Oppose	2.5%	7.7%	+5.2%
DK/NA	5.1%	2.6%	−2.5%
The average score moved from 7.9 to 7.6, a −0.3 change. P=0.004 is statistically significant.			

	Before	After	Change
Canada should continue to emphasize human rights and international law in its global cooperation			
Support	80.1%	86.5%	+6.5%
In the middle	8.1%	6.6%	−1.6%
Oppose	7.0%	5.2%	−1.8%
DK/NA	4.7%	1.7%	−3.0%
The average score moved from 7.7 to 7.9, a +0.2 change. P=0.096 is not statistically significant.			

In 2021, participants also felt strongly about the topic. Support for the similar 2021 proposal "Canada should adopt a policy of prioritizing trade agreements with democratic countries that respect human rights and dignity" was likewise high but dropped (rather than increased) by about 8 percentage points from 88% to 79% after deliberation. In 2021, there was strong support for a related question about reviewing trade partnerships with non-democratic nations that violate human rights, though support for prioritizing trade agreements with democratic, rights-respecting countries declined after deliberation. Participants also deliberated proposals related to promoting diverse leadership and representation globally, as well as addressing human rights abroad by linking it to securing the same rights for Canadians at home. While the proposals garnered general support, some participants expressed hesitation about Canada "imposing" its values on other countries.

	Before	After	Change
Canada should continue to prioritize climate change in its engagement with other countries			
Support	70.3%	75.7%	+5.4%
In the middle	7.0%	5.1%	−1.9%
Oppose	17.1%	18.0%	+0.9%
DK/NA	5.6%	1.2%	−4.4%
The average score moved from 6.8 to 6.9, a +0.1 change. P=0.148 is not statistically significant.			

The 2026 process put additional values-based questions on the table, starting with climate change. Support for prioritizing climate change in Canada's engagement with other countries rose from 70.3% to 75.7% after deliberation. While those opposed remained near the 18% mark,

	Before	After	Change
Canadian companies operating overseas should abide by the same environmental standards as they do in Canada.			
Support	78.4%	82.3%	3.9%
In the middle	7.8%	9.4%	1.6%
Oppose	8.0%	7.4%	-0.6%
DK/NA	5.8%	0.9%	-4.9%
The average score moved from 7.6 to 7.7, a change of +0.1. P=0.262 is not statistically significant.			

	Before	After	Change
Canadian companies operating overseas should abide by the same human rights standards as they do in Canada.			
Support	83.3%	86.3%	3.0%
In the middle	6.1%	4.9%	-1.2%
Oppose	5.0%	7.2%	2.2%
DK/NA	5.6%	1.7%	-3.9%
The average score moved from 8.2 to 7.9, a change of -0.3. P=0.010 is statistically significant.			

several who initially didn't know or who were in the middle moved their votes.

Views on the standards Canadian companies should follow abroad remained strongly supportive. Support for requiring the same human rights standards increased from 83.3% to 86.3%, and support for applying the same environmental standards rose from 78.4% to 82.3%. Participants emphasized that support for Canadian companies should come with clear obligations. As one participant put it, "There need to be some ground rules under which Canadian companies are encouraged... They need to have an obligation to improve the communities that they're running their operations in... We're not helping them exploit the peoples of the countries they operate in."

In 2021, participants also overwhelmingly supported proposals for Canadian companies to abide by the same environmental and human rights standards overseas as in Canada (88% and 89% respectively after deliberation), but were more hesitant about increasing resources for Canada's diplomatic network to advance national interests.

"There need to be some ground rules under which Canadian companies are encouraged... They need to have an obligation to improve the communities that they're running their operations in... We're not helping them exploit the peoples of the countries they operate in."

Development Assistance

In the deliberation of Canada's options for international development assistance, discussants were asked to ponder a range of proposals:

- Canada should maintain its development assistance alongside its defence and security increases
- Canada should maintain spending on global health[8]
- Canada should continue its focus on helping women and girls in low-income countries
- Canadian international development should prioritize helping Canadian companies grow overseas

	Before	After	Change
Canada should maintain its development assistance alongside defence and security increases			
Support	71.1%	76.7%	+5.7%
In the middle	10.4%	8.0%	−2.4%
Oppose	8.8%	11.7%	+2.8%
DK/NA	9.7%	3.6%	−6.1%
The average score moved from 7.1 to 7.1, a +0.1 change (once rounded). P=0.510 is not statistically significant.			

	Before	After	Change
Canada should not cut spending on global health			
Support	65.1%	69.8%	+4.7%
In the middle	11.9%	8.4%	−3.5%
Oppose	17.8%	17.7%	−0.1%
DK/NA	5.2%	4.1%	−1.1%
The average score moved from 6.7 to 6.9, a +0.2 change. P=0.070 is not statistically significant.			

On the broad priorities for international development assistance, a growing majority of participants favoured maintaining existing development and global health commitments while increasing spending on defence and security. Support for maintaining Canada's development assistance rose from 71.1% to 76.7%, and support for maintaining global health spending increased from 65.1% to 69.8%.

Participants also expressed high levels of agreement with several proposed areas of emphasis. Support for taking a leadership role in global health rose from 76.3% to 81.5%, and support for continuing to focus on helping women and girls in low-income countries rose from 62.9% to 68.6%. As one participant explained, "Study after study has shown that when you help women and girls with education, basic necessities, and healthcare, they rise up in their community. They take their villages and their families with them, and it helps to grow democracy and prosperity."

"Study after study has shown that when you help women and girls with education, basic necessities, and healthcare, they rise up in their community. They take their villages and their families with them, and it helps to grow democracy and prosperity."

[8] An additional related survey question asked whether Canada should take a leadership role in global health by building on our track record in women and children's health.

	Before	After	Change
Canada should continue to focus on helping women and girls in low-income countries			
Support	62.9%	68.6%	+5.7%
In the middle	11.7%	10.7%	−1.0%
Oppose	20.7%	18.9%	−1.8%
DK/NA	4.7%	1.8%	−2.9%
The average score moved from 6.3 to 6.8, a +0.5 change. P=0.000 is statistically significant.			

	Before	After	Change
Canada should take a leadership role in global health by building on its record in women's and children's health			
Support	76.3%	81.5%	+5.2%
In the middle	6.6%	6.9%	+0.4%
Oppose	10.0%	10.6%	+0.5%
DK/NA	7.1%	1.0%	−6.1%
The average score did not move from 7.3, a 0.0 change. P=0.850 is not statistically significant.			

The proposals concerning the role of Canadian companies overseas produced a different pattern. The largest shift in opinion in this section was on whether Canadian international development should prioritize helping Canadian companies grow overseas: support decreased 14.0 percentage points, from 76.3% to 62.3%, while opposition rose from 9.0% to 20.4%. One participant objected to using public funds for this purpose: "If it's a company that goes internationally, it is their responsibility, not you and your taxes working extra shifts to send money to that company. If they want to go international, that's their business. It should be their money, not my taxes."

"If it's a company that goes internationally, it is their responsibility, not you and your taxes working extra shifts to send money to that company. If they want to go international, that's their business. It should be their money, not my taxes."

	Before	After	Change
Canadian international development should prioritize helping Canadian companies grow overseas			
Support	76.3%	62.3%	−14.0%
In the middle	7.4%	14.9%	+7.5%
Oppose	9.0%	20.4%	+11.3%
DK/NA	7.3%	2.4%	−4.9%
The average score moved from 7.2 to 6.3, a −0.9 change. P=0.000 is statistically significant.			

Comparisons

Comparison of Participant and Control Groups

The control group — the 425 people who did not participate in the deliberations — also completed the same survey before and after the deliberations. Both groups were broadly comparable at the outset: age, gender, province, and questionnaire language were nearly identical, and most other demographic and behavioural measures did not differ significantly. There were no statistically significant overall differences in political ideology, household income, employment, education, marital status, race or ethnicity, religious attendance, or reliance on social media for political news.

Most differences are small, particularly on measures of respect for opposing viewpoints and willingness to compromise. This broad similarity makes the control group a credible comparison and strengthens confidence that later differences were associated with the deliberative experience rather than pre-existing gaps between the groups.

There were a few areas where the differences were larger: Control respondents reported somewhat lower political efficacy, so were more likely to agree that policy issues are too complicated (42.1% strongly agreeing, versus 32.4% among participating respondents). Participants expressed more confidence that their own political opinions were worth listening to — 75.5% strongly agreed with the statement “My political opinions are worth listening to,” versus 66.6% in the control group.

Participants were also consistently slightly more negative toward political opponents, scoring higher on “people who disagree do not

Baseline attitudinal difference — participant v. control groups
(mean score, 0–10 scale)

	Control	Participant	Difference
Policy issues are too complicated	4.9	4.1	−0.8
My political opinions are worth listening to	6.9	7.6	+0.7
Respect for opposing viewpoints	6.8	6.6	−0.2
Willingness to compromise	6.8	6.8	0.0

know enough" and "are not thinking clearly," though the gap on "have good reasons but better ones are on my side" is not statistically significant (P=0.710). Respect for opposing viewpoints was only modestly lower in the participant group, and compromise was nearly identical across groups.

Overall, these patterns suggest the two groups had broadly similar attitudes at the baseline survey, providing a reasonable basis for isolating the effects of deliberation. Baseline comparisons are shown in the table and more detailed results are available in the annex and on the Global Canada website at global-canada.org.

We also conducted a comparison analysis between the 408 participants and the other 7,083 people who took the initial survey (a total of 7,491). Again, the participants and non-participants in the larger group were broadly comparable at baseline. The weighted groups were mostly similar in terms of age, gender, province, and questionnaire language, and most other demographic and behavioural measures did not differ significantly. Where differences did exist, they were generally small. This broad comparability further strengthens confidence that any later differences observed were associated with the deliberative experience, rather than pre-existing gaps between the groups. The similarity of the participant and non-participant groups at the outset makes the non-participants a credible comparison for evaluating the effects of the deliberative process. The detailed comparison is also available on the Global Canada website at global-canada.org.

Comparison of Knowledge Gains

Participants demonstrated measurable knowledge gains following deliberation. The largest improvement concerned foreign human intelligence, followed by the development assistance budget and World Health Organization membership. The number of participants responding DK/NA (Don't Know / No Answer) also decreased significantly for each topic, meaning participants who may have felt too uninformed to answer before the deliberation left feeling more empowered to respond — another benefit of the process.

- **Development Assistance Budget.** Question: Approximately what share of the federal budget does Canada spend on international development assistance? Correct answer: approximately 2% of total federal spending.

Correct answers, before and after deliberation

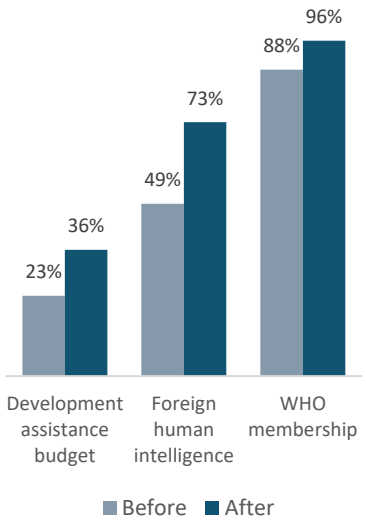

- **Foreign Human Intelligence.** Question: Does Canada currently have a separate foreign human intelligence service comparable to the CIA in the United States or MI6 in the United Kingdom? Correct answer: No.

- **World Health Organization Membership.** Question: Is Canada a member of the World Health Organization? Correct answer: Yes.

Overall, the results indicate that deliberation improved participants' understanding of Canada's international spending, intelligence capacity, and membership in global institutions.

Comparison of 2021 and 2026 Results

The 2021 and 2026 *Foreign Policy by Canadians* Deliberative Polls show some notable similarities in how Canadians view foreign policy and Canada's current system of democracy. In both years, participants' ratings of how well democracy works in Canada increased by similar amounts after deliberation — from 69% to 80% in 2021 and 63.6% to 78% in 2026. Additionally, participants in both years became more respectful of opposing views, with decreases in agreement that those who disagree are not thinking clearly or don't know enough. However, participants in 2026 started from a higher baseline in their negative perceptions of those who disagree with them — suggesting a potential increase in political polarization over time.

On Canada's role in global affairs, both years point to strong support for upholding human rights and environmental standards for Canadian companies operating overseas, as well as a desire to link Canada's pursuit of equality abroad with ongoing domestic efforts. The 2026 results further reveal broad agreement with proposals to maintain Canada's development and global health commitments, take a leadership role in areas like climate change, and work through both global institutions and flexible coalitions. These findings build on the themes of promoting human dignity and grappling with the appropriate boundaries of Canada's influence that emerged in the 2021 deliberations.

Both years showed strong support for Canada's efforts to secure its sovereignty and interests, particularly in the Arctic. In 2021, more than 85% of participants agreed that Canada should strengthen its ability to maintain control and respond to threats in the Arctic; the 2026 results indicated continued majority support for increasing Canada's military presence and capabilities in the North. While 2021 participants overwhelmingly backed proposals to improve Canada's cyber defences

and counter foreign interference in elections, the 2026 results showed a decline in support for establishing a dedicated foreign intelligence service. Overall, the security-focused findings suggest Canadians maintain a desire for a capable, assertive defence posture, while remaining cognizant of balancing those priorities with fiscal responsibility and international cooperation.

In both years, participants highly valued the deliberation process. In 2021, 93% said the event was valuable, 91% found the briefing materials valuable, and 87% said the plenary sessions helped clarify their positions, with 89% agreeing the platform gave everyone the opportunity to participate. In 2026, 91% rated the event as valuable, 94% agreed the platform allowed for participation, and 89% felt the discussions covered the important aspects of the issues. These positive evaluations indicate that participants in both years left the deliberations feeling the process was helpful, balanced, and allowed for meaningful engagement.

91%
rated the event as valuable

94%
agreed the platform gave everyone the opportunity to participate

89%
agreed important aspects of the issues were covered

79%
agreed opposing arguments were taken into account

Evaluation

Participants were asked to evaluate the event across four dimensions: the value of the overall event, whether the platform gave everyone the opportunity to participate, whether the discussion covered the most important aspects of the issues, and whether the platform ensured that opposing arguments were considered. Across all four measures, results were strongly positive.

Taken together, these results indicate that participants left the deliberation feeling like the process was helpful, inclusive, and balanced.

Conclusion

The 2026 *Foreign Policy by Canadians* deliberation demonstrates that when citizens receive balanced information and structured opportunities to consider competing arguments, their views do not simply shift in one ideological direction. Instead, participants became more informed, more willing to express a position, and more confident in the democratic process. Because the participant and control groups were broadly comparable at baseline, the changes among participants provide meaningful evidence of the effects of deliberation.

Most notably, the share of participants who rated Canadian democracy as working well rose from 63.6% before the event to 78.0% afterward. Respect for opposing viewpoints also increased, with the average score rising from 6.8 to 7.2 and the share who agreed rising from 68.7% to 77.7%.

On trade, participants moved toward a pragmatic strategy of diversification without fully abandoning Canada's relationship with the United States. Opposition to prioritizing US trade even when it requires significant concessions declined from 57.4% to 50.6%. At the same time, support for reducing US trade in favour of China and India declined significantly, and the share wanting to decrease trade and investment with the US fell from 49.3% to 42.8%. Participants nevertheless expressed strong interest in expanding Canada's other partnerships: support for increasing trade and investment with Europe, including the UK, rose from 81.7% to 89.0%, while support for increasing trade with Mexico rose from 75.8% to 85.4%. Taken together, these results suggest Canadians favour greater economic resilience through diversification while recognizing the practical importance of maintaining the US relationship.

The immigration results reveal a similarly nuanced outlook. Support for increasing highly skilled workers remained especially strong, rising from 80.4% to 87.7%. However, participants became significantly more cautious about temporary service-industry workers: the average response declined from 4.9 to 4.4, while the share favouring a decrease rose from 34.9% to 46.9%. Support for increasing temporary agricultural workers changed little (55.0% to 56.3%; not statistically significant), and views on family reunification and refugees changed comparatively little. These findings indicate that public attitudes toward immigration are not uniformly supportive or restrictive but depend substantially on the type of immigration, its perceived economic contribution, and Canada's capacity to absorb newcomers.

Participants also recorded measurable knowledge gains. The share correctly identifying the federal development-assistance budget rose from 23.0% to 36.1%. Knowledge concerning foreign human intelligence increased from 49.3% to 72.6%, while correct understanding of Canada's membership in the World Health Organization rose from 87.6% to 95.9%. These gains, combined with the decline in "don't know/no answer" responses across many questions, suggest that deliberation helped participants form more informed and considered judgments rather than merely encouraging them to change their opinions.

Finally, participants evaluated the deliberative process overwhelmingly positively: 90.8% considered the event valuable, 94.0% believed the platform gave everyone an opportunity to participate, 89.0% agreed that the most important aspects of the issues were covered, and 79.4% believed opposing arguments were adequately considered.

The central lesson of the Deliberative Poll is therefore not that deliberation produces complete consensus. Rather, it can improve the quality of public opinion by increasing knowledge, encouraging participants to confront trade-offs, strengthening respect for disagreement, and building confidence in democratic decision-making. It also offers a powerful opportunity to engage Canadians in public policy through informed dialogue. As Canada navigates a less predictable international environment, policymakers should recognize both the areas of emerging agreement — particularly around trade diversification, skilled immigration, and international engagement — and the economic and ideological divisions that continue to shape how Canadians understand Canada's role in the world.

Annex

Acknowledgements

Global Canada gratefully acknowledges the expertise and support of the Deliberative Democracy Lab at Stanford University, and its Director, James Fishkin, and Associate Director, Alice Siu. We would like to thank our Associate Partners, the Canadian International Council (CIC) and the Canadian Partnership for Women's and Children's Health (CanWaCH), who provided valued advice throughout. We are also grateful for support from the Gates Foundation, and the guidance of Julia Anderson, the foundation's Canadian Strategy Lead. Additional thanks go to Lauren Dobson-Hughes and Philippe Lagassé, the authors of the four academic background papers that informed the participant briefing materials, and to the many subject-matter experts across Canada who contributed their expertise and guidance. We also wish to thank the members of the project's many support teams, noted below.

The Deliberative Democracy Lab would also like to acknowledge the research assistants who contributed to this deliberative project.

Champions Group

- **The Honourable Anne McLellan**, P.C., O.C., A.O.E., Former Cabinet Minister; Co-Chair
- **The Honourable Lisa Raitt**, P.C., Former Cabinet Minister; Co-Chair
- **Margaret Biggs**, Former Deputy Minister; Matthews Fellow in Global Public Policy, Queen's University
- **The Honourable Farah Mohamed**, Senator and civil society leader
- **The Honourable Marie-Lucie Morin,** P.C., C.M., Former Deputy Minister
- **The Honourable Monte Solberg,** P.C., Former Cabinet Minister, CEO of New West Public Affairs
- **The Honourable Suze Youance,** Eng., M.Eng., Ph.D., ICD.D., Senator

Advisory Group

- **Alli Bunting,** Director, Programs and Operations, CanWaCH
- **Charmaine Crockett,** Director, Strategic Initiatives, CanWaCH
- **Melanie Walker,** Executive Director, Canadian International Council

Expert Panelists

- **Vass Bednar**, Managing Director, Canadian Shield Institute
- **Jean-Christophe Boucher**, PhD, Associate Professor, Department of Political Science, University of Calgary
- **Youri Cormier**, Visiting Professor, University of Ottawa
- **Mark Kersten**, Assistant Professor, Criminology & Criminal Justice, University of the Fraser Valley
- **Matthew Mendelsohn**, CEO, Social Capital Partners
- **Bryan Peeler**, Assistant Professor, Department of Political Science, University of Manitoba
- **Valerie Percival**, Professor and Barton Chair in International Affairs, Norman Paterson School of International Affairs, Carleton University
- **Stephen Saideman**, Paterson Chair in International Affairs, Norman Paterson School of International Affairs, Carleton University
- **Diana Sarosi**, Director, Policy, Campaigns and Communications, Oxfam Canada

Global Canada Staff and Consultancy Team

- **Robert Greenhill,** Executive Chair
- **Nathalie Hamel,** Community Coordinator
- **Louise Holt,** Principal Consultant
- **Yash Paliwal,** Web Designer
- **Alison Van Rooy,** Researcher and Writer

Process Design

THE DELIBERATIVE POLLING MODEL

The design for the deliberations followed the Deliberative Polling® model under the guidance of the Stanford Deliberative Democracy Lab. The agenda focused on a series of proposals examining attitudes on current policy debates regarding immigration, foreign policy, trade, and the economy.

7,491 Canadians were recruited to complete a baseline survey. A representative subset was randomly selected to participate in the deliberations. 408 participants completed a 5-hour deliberation session on either Saturday, May 30 or Sunday, June 14. This deliberation also included a 425-person baseline control group, which completed the same pre-deliberation survey as the 408 participants. The results presented in this report are weighted results, with weights based on census of the Canadian population.

Before joining the deliberations, participants received a set of briefing materials that were vetted for balance and accuracy by an Advisory Group. These briefing materials covered topics such as immigration, foreign policy, trade, and the economy. The materials also presented policy proposals with pros and cons, exploring trade-offs that the participants might want to consider. Video versions of the briefing materials (available on the Global Canada website at global-canada.org) were also played at the start of each small group discussion during the event.

The process alternated between small group discussions and plenary sessions, where experts answered questions developed in the small groups. As such, near the end of each small group discussion, the platform guided the small groups in formulating key questions that they wished to pose to the panels of competing experts in the plenary panel sessions.

The deliberations were conducted on the AI-assisted Stanford Online Deliberation Platform, a collaboration between the Stanford Crowdsourced Democracy Team and the Stanford Deliberative Democracy Lab. The platform managed speaking queues, nudged participants to speak, intervened if there was incivility, and moved the small group through the agenda of policy proposals. This national Deliberative Poll was a collaboration with Global Canada and Stanford

University's Deliberative Democracy Lab, with recruitment conducted using Leger's online panel.

Finally, it is important to note that the 2026 *Foreign Policy by Canadians* forum built on an earlier version of the event held in 2021, making it possible to compare the forum's design to what was conducted five years ago. Both forums followed the same Deliberative Polling methodology. The 2021 forum had 444 participants across several sessions and included a 300-person control group.

PARTICIPANT DEMOGRAPHICS

The 408 participants, drawn from the larger group of 7,491, were selected to mirror the Canadian population in terms of gender, age, and location in Canada.

- **Gender.** The gender distribution was nearly even. Women represented 50.5% of participants, men represented 48.5%, and gender-diverse participants represented 1.0%.
- **Age.** There was a broad range of ages: 56.0% of participants were age 45 or older, while 27.0% were under age 35.
- **Province.** Participants were drawn from across Canada's provinces.
- **Race or Ethnicity**. The majority, 68.4%, identified as white. The largest racialized groups were South Asian participants at 9.1%, Black participants at 6.7%, and Chinese participants at 4.3%. 2.8% of participants identified as Indigenous.
- **Language Preference.** Participants were asked their preferred language for completing the surveys and deliberations. Those indicating bilingual fluency were offered participation in either language group. 82.3% of participants completed the questionnaire in English and 17.7% in French.

Full demographic information is available on the Global Canada website at global-canada.org.

Age

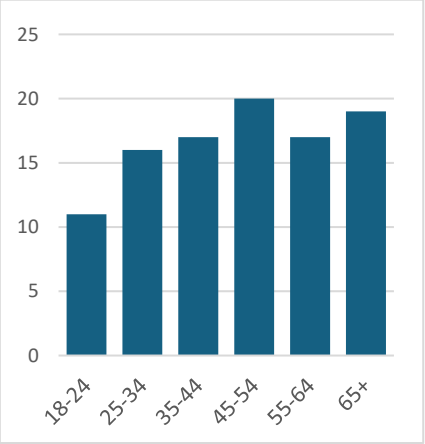

Province

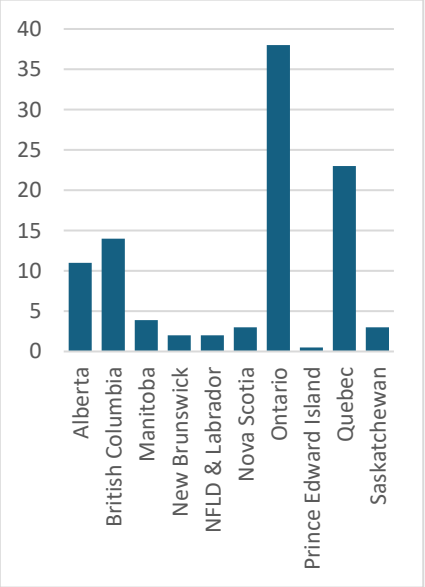

DATA WEIGHTING

The participant and control groups were weighted based on Canadian population census benchmarks. We constructed the weights using population benchmarks for age, gender, and province based on the Canadian census. These benchmarks represent the targets that we want to achieve.

To construct the weights, we assigned the same weight to every participant. We then adjusted these weights so that participants from groups that were underrepresented in comparison to the Canadian population in the sample received slightly more weight, while those from groups that were overrepresented received slightly less. The adjustment considered age, gender, and province together.

This was done through an iterative procedure known as raking. The process first adjusts the weights to match one demographic distribution, then moves to the next. Since adjusting for one characteristic can slightly change the balance of the others, the procedure goes through the variables repeatedly until the weighted distributions are very close to all the census targets at the same time. We implemented this process in R using the survey package, which makes the procedure relatively straightforward to apply and replicate.

The weights were estimated separately for the participant and control groups. This ensures that each group reflects the target population on its own, rather than only requiring the combined sample to match the population benchmarks.

Finally, the weights were normalized within each group so that their average equals one and their sum equals the number of respondents in that group. This means that weighting changes the relative contribution of participants to the results without artificially increasing or reducing the nominal sample size.

Detailed Results

The tables below share the detailed results of all the substantive questions. For still more detail about the participants' demographic characteristics, knowledge changes, and evaluation of the experience, see the Global Canada website at global-canada.org.

Perceptions of Democracy and Others

	Before	After	Change
How poorly or well would you say the system of democracy in Canada works these days?			
Well	63.6%	78.0%	14.4%
In the middle	12.9%	7.6%	-5.4%
Poorly	19.7%	13.8%	-5.9%
DK/NA	3.8%	0.7%	-3.1%
The average score moved from 6.2 to 6.7, a change of +0.5. P=0.000 is statistically significant.			

How strongly would you agree or disagree with the following statement? - Public officials care a lot about what people like me think.			
Agree	26.9%	35.1%	8.2%
In the middle	12.1%	11.8%	-0.2%
Disagree	55.6%	51.5%	-4.1%
DK/NA	5.4%	1.6%	-3.8%
The average score moved from 3.9 to 4.2, a change of +0.4 (with rounding). P=0.002 is statistically significant.			

How strongly would you agree or disagree with the following statement? - Most public policy issues are so complicated that a person like me can't really understand what's going on.			
Agree	29.9%	33.7%	3.7%
In the middle	10.0%	14.3%	4.3%
Disagree	53.9%	51.0%	-2.9%
DK/NA	6.1%	1.0%	-5.1%
The average score moved from 3.9 to 4.1, a change of +0.2. P=0.262 is not statistically significant.			

How strongly would you agree or disagree with the following statement? - People like me don't have any say about what the government does.			
Agree	53.1%	53.2%	0.2%
In the middle	13.6%	11.0%	-2.6%
Disagree	30.6%	34.8%	4.2%
DK/NA	2.8%	1.0%	-1.7%
The average score moved from 5.7 to 5.5, a change of -0.2. P=0.280 is not statistically significant.			

How strongly would you agree or disagree with the following statement? - I have opinions about politics that are worth listening to.			
Agree	75.3%	81.9%	6.7%
In the middle	9.5%	10.6%	1.0%
Disagree	5.5%	4.5%	-1.0%
DK/NA	9.7%	3.0%	-6.7%
The average score moved from 7.6 to 8.0, a change of +0.4. P=0.000 is statistically significant.			

	Before	After	Change
Thinking about people who disagree strongly with you about issues like those we've been asking you about: They just don't know enough.			
Agree	66.0%	60.3%	-5.6%
In the middle	13.4%	21.0%	7.6%
Disagree	7.9%	13.5%	5.7%
DK/NA	12.8%	5.1%	-7.6%
The average score moved from 6.8 to 6.5, a change of -0.3. P=0.011 is statistically significant.			
Thinking about people who disagree strongly with you about issues like those we've been asking you about: They believe some things that aren't true.			
Agree	68.8%	72.6%	3.8%
In the middle	14.2%	12.8%	-1.4%
Disagree	6.4%	9.8%	3.4%
DK/NA	10.6%	4.9%	-5.8%
The average score moved from 7.2 to 7.1, a change of -0.1. P=0.431 is not statistically significant.			
Thinking about people who disagree strongly with you about issues like those we've been asking you about: They are not thinking clearly.			
Agree	50.5%	47.4%	-3.1%
In the middle	21.0%	21.9%	0.8%
Disagree	14.8%	22.9%	8.1%
DK/NA	13.7%	7.8%	-5.9%
The average score moved from 6.3 to 5.8, a change of -0.4 (with rounding). P=0.001 is statistically significant.			
Thinking about people who disagree strongly with you about issues like those we've been asking you about: They have good reasons; there just are better ones on the other side.			
Agree	47.7%	54.0%	6.3%
In the middle	20.7%	23.8%	3.1%
Disagree	17.5%	17.0%	-0.5%
DK/NA	14.2%	5.2%	-8.9%
The average score moved from 5.7 to 5.9, a change of +0.2. P=0.285 is not statistically significant.			
Thinking about people who disagree strongly with you about issues like those we've been asking you about: They are looking out for their own interests.			
Agree	71.8%	68.4%	-3.3%
In the middle	14.2%	16.9%	2.7%
Disagree	6.0%	9.7%	3.7%
DK/NA	8.0%	4.9%	-3.1%
The average score moved from 7.2 to 6.8, a change of -0.4. P=0.001 is statistically significant.			
Referring to people who disagree strongly with you about issues like those we've been asking you about: I respect their point of view even though it is different from mine.			
Agree	68.7%	77.7%	9.1%
In the middle	13.3%	11.3%	-2.0%
Disagree	12.0%	8.6%	-3.4%
DK/NA	6.0%	2.4%	-3.6%
The average score moved from 6.8 to 7.2, a change of +0.4. P=0.001 is statistically significant.			

	Before	After	Change
Referring to people who disagree strongly with you about issues like those we've been asking you about: It is hopeless to reach an agreement with them.			
Agree	46.0%	39.2%	-6.8%
In the middle	17.0%	16.7%	-0.3%
Disagree	29.8%	39.9%	10.1%
DK/NA	7.2%	4.2%	-3.1%
The average score moved from 5.4 to 4.9, a change of -0.4 (with rounding). P=0.002 is statistically significant.			

Referring to people who disagree strongly with you about issues like those we've been asking you about: I would be willing to compromise to find a solution we both can support.			
Agree	74.0%	77.2%	3.1%
In the middle	13.4%	13.3%	-0.1%
Disagree	7.1%	7.8%	0.6%
DK/NA	5.5%	1.8%	-3.7%
The average score moved from 6.940 to 6.944, a change of 0.0. P=0.0966 is not statistically significant			

Prosperity

	Before	After	Change
Canada should continue to prioritize our trade relationship with the US, even if that means accepting significant concessions.			
Support	29.8%	34.8%	5.0%
In the middle	8.9%	13.2%	4.4%
Oppose	57.4%	50.6%	-6.7%
DK/NA	3.9%	1.3%	-2.6%
The average score moved from 4.1 to 4.5, a change of +0.4. P=0.000 is statistically significant.			

Canada should reduce our trade relationship with the US, and trade more with China and India instead.			
Support	65.7%	62.5%	-3.2%
In the middle	13.5%	12.0%	-1.6%
Oppose	15.1%	24.0%	8.9%
DK/NA	5.7%	1.5%	-4.1%
The average score moved from 6.5 to 6.1, a change of -0.4. P=0.000 is statistically significant.			

How much would you like Canada to decrease or increase its trade and investments with the following countries? — China			
Decrease	16.2%	17.7%	1.5%
Neither	20.5%	15.2%	-5.2%
Increase	55.8%	65.5%	9.7%
DK/NA	7.5%	1.5%	-6.0%
The average score moved from 6.0 to 6.0, a change of 0.0. P=0.686 is not statistically significant.			

How much would you like Canada to decrease or increase its trade and investments with the following countries? — India			
Decrease	19.2%	16.6%	-2.5%
Neither	17.7%	15.8%	-1.9%
Increase	53.6%	63.7%	10.1%
DK/NA	9.6%	3.9%	-5.7%
The average score moved from 6.0 to 6.1, a change of +0.1. P=0.483 is not statistically significant.			

	Before	After	Change
How much would you like Canada to decrease or increase its trade and investments with the following countries? — US			
Decrease	49.3%	42.8%	-6.4%
Neither	16.4%	24.1%	7.6%
Increase	29.8%	31.6%	1.8%
DK/NA	4.5%	1.5%	-3.0%
The average score moved from 4.4 to 4.8, a change of +0.4. P=0.000 is statistically significant.			
How much would you like Canada to decrease or increase its trade and investments with the following countries? — Mexico			
Decrease	5.2%	3.7%	-1.5%
Neither	12.3%	8.1%	-4.2%
Increase	75.8%	85.4%	9.6%
DK/NA	6.7%	2.8%	-3.9%
The average score moved from 7.4 to 7.7, a change of +0.2 (once rounded). P=0.029 is statistically significant.			
How much would you like Canada to decrease or increase its trade and investments with the following countries? — Europe, including the UK			
Decrease	3.9%	1.7%	-2.2%
Neither	8.6%	7.4%	-1.2%
Increase	81.7%	89.0%	7.3%
DK/NA	5.8%	1.8%	-3.9%
The average score moved from 7.9 to 8.2, a change of +0.3. P=0.003 is statistically significant.			
The Canadian government should pay more to Buy Canadian.			
Support	71.1%	75.9%	4.9%
In the middle	12.1%	11.6%	-0.6%
Oppose	11.1%	10.6%	-0.5%
DK/NA	5.7%	1.9%	-3.8%
The average score moved from 6.9 to 6.9, a change of 0.0. P=0.854 is not statistically significant.			
Canada should export more oil and gas.			
Support	64.0%	71.7%	7.7%
In the middle	10.3%	7.9%	-2.4%
Oppose	15.8%	18.6%	2.8%
DK/NA	9.8%	1.8%	-8.0%
The average score moved from 6.9 to 6.9, a change of 0.0. P=0.895 is not statistically significant.			
Canada should not reduce its current immigration levels.			
Support	39.2%	41.0%	1.9%
In the middle	10.8%	11.1%	0.3%
Oppose	43.7%	45.4%	1.7%
DK/NA	6.3%	2.4%	-3.9%
The average score moved from 4.7 to 4.8, a change of +0.1. P=0.555 is not statistically significant.			
To what degree should we decrease or increase the following category? — highly skilled workers			
Decrease	6.7%	5.2%	-1.6%
Neither	7.4%	5.7%	-1.7%
Increase	80.4%	87.7%	7.3%
DK/NA	5.5%	1.4%	-4.1%
The average score moved from 7.6 to 7.7, a change of +0.1. P=0.435 is not statistically significant.			

	Before	After	Change
To what degree should we decrease or increase the following category? — temporary agriculture			
Decrease	15.4%	16.4%	1.0%
Neither	15.5%	19.1%	3.6%
Increase	55.0%	56.3%	1.3%
DK/NA	14.2%	8.2%	-6.0%
The average score moved from 6.3 to 6.1, a change of -0.2. P=0.140 is not statistically significant.			

To what degree should we decrease or increase the following category? — temporary service industry workers			
Decrease	34.9%	46.9%	12.0%
Neither	12.8%	14.6%	1.8%
Increase	43.6%	35.5%	-8.1%
DK/NA	8.7%	3.1%	-5.6%
The average score moved from 4.9 to 4.4, a change of -0.5. P=0.000 is statistically significant.			

To what degree should we decrease or increase the following category? — family reunification			
Decrease	20.9%	24.6%	3.7%
Neither	17.2%	17.8%	0.6%
Increase	52.6%	49.7%	-2.9%
DK/NA	9.3%	7.9%	-1.4%
The average score moved from 5.9 to 5.7, a change of -0.2. P=0.149 is not statistically significant.			

To what degree should we decrease or increase the following category? — refugees			
Decrease	48.5%	48.8%	0.3%
Neither	16.8%	18.1%	1.3%
Increase	29.5%	28.8%	-0.7%
DK/NA	5.2%	4.3%	-0.9%
The average score moved from 4.1 to 4.2, a change of +0.1. P=0.374 is not statistically significant.			

Security

	Before	After	Change
Canada should spend 3.5% of GDP on the military to meet our NATO commitments.			
Support	60.3%	66.5%	6.1%
In the middle	10.6%	10.6%	0.0%
Oppose	18.3%	19.3%	1.0%
DK/NA	10.8%	3.6%	-7.2%
The average score moved from 6.5 to 6.8, a change of +0.3. P=0.008 is statistically significant.			

Canada should spend an additional 1.5% of defence spending for security and resilience to fully meet our NATO commitments.			
Support	64.6%	70.5%	5.9%
In the middle	10.0%	9.7%	-0.2%
Oppose	15.3%	18.2%	2.9%
DK/NA	10.2%	1.6%	-8.5%
The average score moved from 6.7 to 6.7, a change of 0.0. P=0.713 is not statistically significant.			

Canada should include pandemic preparedness and climate change spending in the 1.5% of defence spending for security and resilience.			
Support	68.5%	68.1%	-0.4%
In the middle	7.3%	10.7%	3.4%
Oppose	15.5%	18.6%	3.1%
DK/NA	8.8%	2.7%	-6.1%
The average score moved from 6.8 to 6.6, a change of -0.2. P=0.194 is not statistically significant.			

	Before	After	Change
Canada should pay a premium to have sovereign military capabilities, instead of buying from the US.			
Support	69.8%	66.9%	-2.9%
In the middle	10.7%	13.2%	2.4%
Oppose	11.1%	14.7%	3.6%
DK/NA	8.3%	5.2%	-3.1%
The average score moved from 7.0 to 6.6, a change of -0.4. P=0.006 is statistically significant.			

Canada should invest heavily in compute facilities to reduce reliance on foreign providers.			
Support	72.7%	78.3%	5.5%
In the middle	10.1%	9.5%	-0.6%
Oppose	8.0%	9.1%	1.1%
DK/NA	9.1%	3.1%	-6.0%
The average score moved from 7.1 to 7.2, a change of +0.1. P=0.378 is not statistically significant.			

Canada should increase its military capabilities in the Arctic against threats from strategic rivals.			
Support	77.4%	77.7%	0.3%
In the middle	9.6%	6.0%	-3.6%
Oppose	6.7%	13.2%	6.5%
DK/NA	6.3%	3.1%	-3.1%
The average score moved from 7.5 to 7.1, a change of -0.4. P=0.001 is statistically significant.			

The government should require companies and citizens to be prepared for cyber and terrorist attacks and disasters that affect essential services.			
Support	79.7%	83.8%	4.1%
In the middle	10.1%	8.9%	-1.2%
Oppose	3.5%	5.7%	2.2%
DK/NA	6.7%	1.6%	-5.1%
The average score moved from 7.6 to 7.5, a change of -0.1. P=0.261 is not statistically significant.			

Canada should invest heavily to build AI infrastructure to be a global leader in AI.			
Support	52.1%	59.8%	7.7%
In the middle	14.3%	12.5%	-1.8%
Oppose	28.8%	24.5%	-4.2%
DK/NA	4.8%	3.1%	-1.7%
The average score moved from 5.6 to 5.8, a change of +0.3 (once rounded). P=0.021 is statistically significant.			

Global Cooperation

	Before	After	Change
Canada should take a lead role in strengthening international institutions like the United Nations and World Health Organization.			
Support	69.9%	74.4%	4.5%
In the middle	11.3%	8.1%	-3.1%
Oppose	12.0%	15.4%	3.4%
DK/NA	6.8%	2.1%	-4.7%
The average score moved from 6.9 to 6.9, a change of 0.0. P=0.956 is not statistically significant.			

Canada should focus on coalitions of like-minded states on specific challenges.			
Support	78.1%	84.3%	6.2%
In the middle	8.4%	9.0%	0.7%
Oppose	5.8%	2.9%	-2.9%
DK/NA	7.8%	3.8%	-4.0%
The average score moved from 7.6 to 7.7, a change of +0.1. P=0.419 is not statistically significant.			

	Before	After	Change
Canada should adopt a policy of prioritizing trade agreements with democratic countries that respect human rights and dignity.			
Support	82.9%	84.0%	1.1%
In the middle	9.4%	5.6%	-3.8%
Oppose	2.5%	7.7%	5.2%
DK/NA	5.1%	2.6%	-2.5%
The average score moved from 7.9 to 7.6, a change of -0.3. P=0.004 is statistically significant.			
Canada should continue to emphasize human rights and international law in our global cooperation.			
Support	80.1%	86.5%	6.5%
In the middle	8.1%	6.6%	-1.6%
Oppose	7.0%	5.2%	-1.8%
DK/NA	4.7%	1.7%	-3.0%
The average score moved from 7.7 to 7.9, a change of +0.2. P=0.096 is not statistically significant.			
Canada should continue to prioritize climate change in its engagement with other countries.			
Support	70.3%	75.7%	5.4%
In the middle	7.0%	5.1%	-1.9%
Oppose	17.1%	18.0%	0.9%
DK/NA	5.6%	1.2%	-4.4%
The average score moved from 6.8 to 6.9, a change of +0.1. P=0.148 is not statistically significant.			
Canadian companies operating overseas should abide by the same human rights standards as they do in Canada.			
Support	83.3%	86.3%	3.0%
In the middle	6.1%	4.9%	-1.2%
Oppose	5.0%	7.2%	2.2%
DK/NA	5.6%	1.7%	-3.9%
The average score moved from 8.2 to 7.9, a change of -0.3. P=0.010 is statistically significant.			
Canadian companies operating overseas should abide by the same environmental standards as they do in Canada.			
Support	78.4%	82.3%	3.9%
In the middle	7.8%	9.4%	1.6%
Oppose	8.0%	7.4%	-0.6%
DK/NA	5.8%	0.9%	-4.9%
The average score moved from 7.6 to 7.7, a change of +0.1. P=0.262 is not statistically significant.			
Canada should set up a foreign human intelligence service.			
Support	65.0%	54.3%	-10.7%
In the middle	10.7%	16.3%	5.6%
Oppose	7.7%	23.1%	15.3%
DK/NA	16.5%	6.3%	-10.2%
The average score moved from 6.9 to 6.2, a change of -0.8 (once rounded). P=0.000 is statistically significant.			

Development Assistance

	Before	After	Change
Canada should maintain its development assistance alongside defence and security increases.			
Support	71.1%	76.7%	5.7%
In the middle	10.4%	8.0%	-2.4%
Oppose	8.8%	11.7%	2.8%
DK/NA	9.7%	3.6%	-6.1%
The average score moved from 7.1 to 7.1, a change of +0.1 (once rounded). P=0.510 is not statistically significant.			

Canada should not cut spending on global health.			
Support	65.1%	69.8%	4.7%
In the middle	11.9%	8.4%	-3.5%
Oppose	17.8%	17.7%	-0.1%
DK/NA	5.2%	4.1%	-1.1%
The average score moved from 6.7 to 6.9, a change of +0.2. P=0.070 is not statistically significant.			

Canada should continue to focus on helping women and girls in low-income countries.			
Support	62.9%	68.6%	5.7%
In the middle	11.7%	10.7%	-1.0%
Oppose	20.7%	18.9%	-1.8%
DK/NA	4.7%	1.8%	-2.9%
The average score moved from 6.3 to 6.8, a change of +0.5. P=0.000 is statistically significant.			

Canada should take a leadership role in global health by building on our track record in women and children's health.			
Support	76.3%	81.5%	5.2%
In the middle	6.6%	6.9%	0.4%
Oppose	10.0%	10.6%	0.5%
DK/NA	7.1%	1.0%	-6.1%
The average score moved from 7.3 to 7.3, a change of 0.0. P=0.850 is not statistically significant.			

Canadian international development should prioritize helping Canadian companies grow overseas.			
Support	76.3%	62.3%	-14.0%
In the middle	7.4%	14.9%	7.5%
Oppose	9.0%	20.4%	11.3%
DK/NA	7.3%	2.4%	-4.9%
The average score moved from 7.2 to 6.3, a change of -0.9. P=0.000 is statistically significant.			

Attitudes and Values

	Before	After	Change
How strongly would you agree or disagree with the following statement? - Only through the use of strong legal powers will foreign interference in future elections be stopped.			
Agree	59.5%	68.6%	9.1%
In the middle	10.9%	11.3%	0.5%
Disagree	11.3%	12.0%	0.7%
DK/NA	18.3%	8.0%	-10.2%
The average score moved from 6.9 to 6.9, a change of -0.1 (when rounded). P=0.699 is not statistically significant.			

	Before	After	Change
How strongly would you agree or disagree with the following statement? - Canada is an Arctic nation and should control investments and resources in the region.			
Agree	81.0%	84.5%	3.5%
In the middle	4.8%	6.9%	2.1%
Disagree	4.4%	3.9%	-0.5%
DK/NA	9.8%	4.6%	-5.2%
The average score moved from 7.9 to 8.0, a change of +0.1. P=0.556 is not statistically significant.			
How strongly would you agree or disagree with the following statement? - Joining in global emergency relief will overstretch our country's military.			
Agree	56.6%	53.4%	-3.2%
In the middle	14.9%	14.3%	-0.6%
Disagree	17.4%	25.9%	8.5%
DK/NA	11.2%	6.4%	-4.8%
The average score moved from 6.3 to 5.9, a change of -0.5 (when rounded). P=0.001 is statistically significant.			
How strongly would you agree or disagree with the following statement? - Improving societies' attitudes about women takes time, but it is worth it to improve human dignity.			
Agree	77.6%	85.4%	7.7%
In the middle	11.3%	7.6%	-3.7%
Disagree	5.2%	4.7%	-0.4%
DK/NA	5.9%	2.3%	-3.6%
The average score moved from 7.8 to 8.1, a change of +0.3. P=0.002 is statistically significant.			
How strongly would you agree or disagree with the following statement? - It is difficult to change social norms about women, no matter how much funding is used.			
Agree	48.8%	52.9%	4.2%
In the middle	14.6%	10.1%	-4.5%
Disagree	29.5%	33.6%	4.1%
DK/NA	7.1%	3.4%	-3.8%
The average score moved from 5.5 to 5.6, a change of +0.1. P=0.552 is not statistically significant.			
How strongly would you agree or disagree with the following statement? - By increasing Canadian funding to the WHO, Canadians will have better public health security.			
Agree	56.0%	58.8%	2.8%
In the middle	9.4%	12.2%	2.8%
Disagree	21.7%	23.2%	1.5%
DK/NA	12.9%	5.8%	-7.2%
The average score moved from 5.9 to 5.9, a change of +0.0. P=0.851 is not statistically significant.			
How strongly would you agree or disagree with the following statement? - Oil and gas is a dying industry.			
Agree	37.7%	41.1%	3.4%
In the middle	12.1%	12.6%	0.5%
Disagree	43.6%	43.5%	-0.1%
DK/NA	6.6%	2.8%	-3.8%
The average score moved from 4.6 to 4.8, a change of +0.2. P=0.130 is not statistically significant.			
How strongly would you agree or disagree with the following statement? - Greater economic ties with the US would make our country more prosperous.			
Agree	40.8%	47.7%	6.9%
In the middle	14.2%	14.5%	0.3%
Disagree	36.5%	35.3%	-1.2%
DK/NA	8.5%	2.5%	-6.0%
The average score moved from 4.9 to 5.5, a change of +0.6. P=0.000 is statistically significant.			

	Before	After	Change
How strongly would you agree or disagree with the following statement? - Canada needs to address our current deficit before we increase spending on anything else.			
Agree	61.9%	62.7%	0.8%
In the middle	14.9%	12.4%	-2.5%
Disagree	16.2%	23.0%	6.8%
DK/NA	7.0%	1.9%	-5.1%
The average score moved from 6.6 to 6.3, a change of -0.4 (with rounding). P=0.000 is statistically significant.			
How strongly would you agree or disagree with the following statement? - Even if middle power countries, like Canada, work together they will lack influence.			
Agree	29.8%	31.8%	2.0%
In the middle	11.2%	10.0%	-1.2%
Disagree	49.3%	55.5%	6.2%
DK/NA	9.7%	2.7%	-7.0%
The average score moved from 4.3 to 4.3, a change of +0.1 (with rounding). P=0.683 is not statistically significant.			
How strongly would you agree or disagree with the following statement? - Middle power countries, like Canada, can significantly increase their influence.			
Agree	78.0%	86.5%	8.5%
In the middle	7.8%	7.3%	-0.5%
Disagree	6.7%	4.6%	-2.1%
DK/NA	7.6%	1.7%	-5.9%
The average score moved from 7.4 to 7.6, a change of +0.2. P=0.049 is statistically significant.			
How strongly would you agree or disagree with the following statement? - Canadian companies and governments must accelerate their adoption of AI to increase productivity.			
Agree	50.1%	54.2%	4.1%
In the middle	13.5%	15.7%	2.2%
Disagree	28.5%	24.9%	-3.6%
DK/NA	8.0%	5.2%	-2.7%
The average score moved from 5.4 to 5.7, a change of +0.2 (with rounding). P=0.025 is statistically significant.			
How strongly would you agree or disagree with the following statement? - Canadian companies and governments must accelerate their adoption of AI to not be left behind.			
Agree	56.2%	61.8%	5.6%
In the middle	12.9%	11.8%	-1.0%
Disagree	22.8%	22.3%	-0.5%
DK/NA	8.2%	4.1%	-4.1%
The average score moved from 5.8 to 6.0, a change of +0.2. P=0.049 is statistically significant.			
How strongly would you agree or disagree with the following statement? - AI will lead to massive unemployment.			
Agree	66.7%	65.2%	-1.5%
In the middle	12.7%	13.5%	0.8%
Disagree	15.3%	18.8%	3.5%
DK/NA	5.3%	2.5%	-2.8%
The average score moved from 6.8 to 6.5, a change of -0.3. P=0.026 is statistically significant.			

	Before	After	Change
How strongly would you agree or disagree with the following statement? - AI could end the human race.			
Agree	46.9%	44.9%	-2.0%
In the middle	10.4%	10.3%	-0.2%
Disagree	33.4%	39.2%	5.8%
DK/NA	9.3%	5.6%	-3.7%
The average score moved from 5.4 to 5.1, a change of -0.4. P=0.005 is statistically significant.			